

## Appendix B – Parking Tariff Comparison

## Great Yarmouth

Car Park	Up to 1 Hr	Up to 2 Hrs	Up to 3 Hrs	Up to 4 Hrs	4+Hrs	Type of Car Park
Howard Street	£0.70	£1.40	£2.10	£2.80	£7.00	Short Stay
King Street	£0.70	£1.40	£2.10	£2.80	£7.00	Short Stay
Market Place	£0.70	£1.40	£2.10	£2.80	£7.00	Short Stay
Fullers Hill	£0.70	£1.40	£2.10	£2.80	£3.50	Long Stay
Greyfriars	£0.70	£1.40	£2.10	£2.80	£3.50	Long Stay
<b>Least costly</b>		<b>£1.40</b>	<b>£2.10</b>	<b>£2.80</b>	<b>£3.50</b>	
<b>Most costly</b>		<b>£1.40</b>	<b>£2.10</b>	<b>£2.80</b>	<b>£7.00</b>	

## Littlehampton

Car Park	Summer (April – September)			Winter (October – March)		
	Up to 1	Up to 4	over 4	Up to 1	Up to 2	over 2
Green (East), Littlehampton	£1.00	£3.00	£6.00	£0.60	£1.20	£2.40
Green (West), Littlehampton	£1.00	£3.00	£6.00	£0.60	£1.20	£2.40
Mewsbrook, Littlehampton	£1.00	£3.00	£6.00	£0.60	£1.20	£2.40
Sea Road, Littlehampton	£1.00	£3.00	£6.00	£0.60	£1.20	£2.40
The Wall, Littlehampton	£1.00	£3.00	£6.00	£0.60	£1.20	£2.40
West Beach, Littlehampton	£1.00	£3.00	£6.00	£0.60	£1.20	£2.40
Banjo Road, Littlehampton (Cars)	£1.00	£3.00	£6.00	£0.60	£1.20	£2.40
<b>Least costly</b>				<b>£0.60</b>	<b>£1.20</b>	<b>£2.40</b>
<b>Most costly</b>	<b>£1.00</b>	<b>£3.00</b>	<b>£6.00</b>			

## Chichester

Car Park	Up to 1 Hr	Up to 2 Hrs	Up to 3 Hrs	Up to 4 Hrs	4+Hrs	Up to 5 Hrs	5+ Hrs	Type of Car Park
Little London	£1.10	£2.30	£3.40	£5.70	£11.30			Short Stay
Baffins Lane	£1.10	£2.30	£3.40	£5.70	£11.30			Short Stay
St Cyriacs	£1.10	£2.30	£3.40	£5.70	£11.30			Short Stay
South Pallant	£1.10	£2.30	£3.40	£5.70	£11.30			Short Stay
East Pallant/Cawley Priory	£1.10	£2.30	£3.40	£5.70	£11.30			Short Stay
Market Avenue/St John's Street	£1.10	£2.30	£3.40	£5.70	£11.30			Short Stay
New Park Road	£1.10	£2.30	£3.40	£5.70	£11.30			Short Stay
Orchard Street	£1.10	£2.30	£3.40	£5.70	£11.30			Short Stay
Avenue de Chartres	£0.70	£1.40	£2.00	£2.70		£3.40	£4.00	Long Stay
Basin Road	£0.70	£1.40	£2.00	£2.70		£3.40	£4.00	Long Stay
Northgate	£0.70	£1.40	£2.00	£2.70		£3.40	£4.00	Long Stay
Cattle Market	£0.70	£1.40	£2.00	£2.70		£3.40	£4.00	Long Stay
<b>Least costly</b>	<b>£0.70</b>	<b>£1.40</b>	<b>£2.00</b>	<b>£2.70</b>		<b>£3.40</b>	<b>£4.00</b>	
<b>Most costly</b>	<b>£1.10</b>	<b>£2.30</b>	<b>£3.40</b>	<b>£5.70</b>	<b>£11.30</b>			

## Kingsbridge

Car Park	½ Hr	Up to 1 Hr	Up to 2 Hrs	Up to 3 Hrs	Up to 4 Hrs	All Day	High Season 18.00 - 08:00
Quay Car Park	£0.40	£0.90	£1.80	£2.70	£3.60	£6.00	£2.00
Cattle Market Car Park		£0.90	£1.80	£2.70	£3.60	£6.00	
Cattle Market Car Park		£0.80	£1.60	£2.40	£3.20	£5.50	
Duncombe Park	£0.30	£0.80	£1.60	£2.40	£3.20	£5.50	
Lower Union Road		£0.90	£1.80	£2.70	£3.60	£6.00	
<b>Least costly</b>	<b>£0.30</b>	<b>£0.80</b>	<b>£1.60</b>		<b>£2.40</b>	<b>£3.20</b>	<b>£5.50</b>
<b>Most costly</b>	<b>£0.40</b>	<b>£0.90</b>	<b>£1.80</b>		<b>£2.70</b>	<b>£3.60</b>	<b>£6.00</b>

## Eastbourne

Car Park	½ Hr	Up to 1 Hr	Up to 2 Hrs	Up to 3 Hrs	Up to 4 Hrs	Up to 6 Hrs	Up to 8 Hrs	Up to 9 Hrs	Up to 12 Hrs	Type of Car Park
Wish Tower		£1.60	£2.40	£3.50		£7.00		£10.00	£14.00	Long Stay
College Road			£1.40		£2.60		£4.80		£6.50	Long Stay
Hyde Gardens	£1.00	£2.00	£3.00							Short Stay
Southfields Road			£1.40		£2.60					Short Stay
<b>Least costly</b>		<b>£1.60</b>	<b>£1.40</b>						<b>£6.50</b>	
<b>Most costly</b>		<b>£2.00</b>	<b>£3.00</b>						<b>£14.00</b>	

## Lymington

Car Park	Up to 1 Hr	Up to 2 Hrs	Up to 3 Hrs	Up to 4 Hrs	Up to 5 Hrs	Up to 6 Hrs	Up to 20 Hrs	Type of Car Park
Barfields	£0.80	£1.50	£2.20	£3.00	£4.00		£5.00	Long Stay
Cannon Street East	£0.80	£1.50	£2.20	£3.00	£4.00		£5.00	Long Stay
Cannon Street West	£0.80	£1.50	£2.20	£3.00	£4.00			Short Stay
Emsworth Road	£ 0.80	£1.50	£2.20	£3.00	£4.00			Short Stay
Gosport Centre	£0.80	£1.50	£2.20	£3.00	£4.00		£5.00	Long Stay
Southampton Road	£0.80	£1.50	£2.20	£3.00	£4.00			Short Stay
St Thomas Street	£0.80	£1.50	£2.20	£3.00	£4.00		£5.00	Long Stay
Town Hall	£0.80	£1.50	£2.20	£3.00	£4.00		£5.00	Long Stay
Lyndhurst	£0.80	£1.50	£2.20	£3.00	£4.00		£5.00	Long Stay
Town Quay (Winter)	£0.80	£1.80		£4.00		£6.00	£8.00	Long Stay
Town Quay (Summer)		£1.80		£4.00		£6.00	£8.00	Long Stay
<b>Least costly</b>		<b>£1.50</b>	<b>£2.20</b>	<b>£3.00</b>	<b>£4.00</b>		<b>£5.00</b>	
<b>Most costly</b>		<b>£1.80</b>		<b>£4.00</b>		<b>£6.00</b>	<b>£8.00</b>	

### Cromer

Car Park	½ Hr	1 Hr	Up to 2 Hrs	Up to 3 Hrs	All Day	Type of Car Park
Cardogan Road	£0.50	£1.00	£1.70	£2.40	£5.00	Long Stay
Meadow Road	£0.50	£1.00	£1.70	£2.40	£5.00	Long Stay
Runton Road	£0.50	£1.20	£2.40	£3.60		Short Stay
<b>Least costly</b>		<b>£1.00</b>	<b>£1.70</b>	<b>£2.40</b>	<b>£5.00</b>	
<b>Most costly</b>		<b>£1.20</b>	<b>£2.40</b>	<b>£3.60</b>		

### Sidmouth

Car Park	Up to 30mins	Up to 1 Hr	Up to 2 Hrs	Up to 3 Hrs	Type of Car Park
Roxburgh	£0.50	£1.00	£2.00	£3.00	Short Stay
Ham West	£0.50	£1.00	£2.00	£3.00	Short Stay
Ham East	£0.50	£1.00	£2.00	£3.00	Short Stay



## Worthing

Car Park	½ Hr	Up to 1 Hr	1½ Hrs	Up to 2 Hrs	Up to 3 Hrs	Up to 4 Hrs	Up to 5 Hrs	Up to 6Hrs	All Day
High Street MSCP	£0.90	£1.70	£2.60	£3.40	£5.00	£ 6.60	£8.20		£11.00
Grafton MSCP	£0.90	£1.70	£2.60	£3.40	£5.00	£6.60	£8.20		£11.00
Buckingham MSCP	£0.90	£1.70	£2.60	£3.40	£5.00	£6.60	£8.20		£11.00
Brooklands Western Road		£1.20		£1.70	£ 2.20			£3.20	
Brighton Road East/West		£1.20		£1.70	£2.20			£3.20	
High Street Surface		£1.60	£3.20	£4.80					
Lyndhurst Road East/West		£1.20		£2.10	£3.20	£ 4.30		£5.60	£6.70
Beach House East/West		£1.20		£2.10	£3.20	£4.30		£5.60	£6.70
<b>Least costly</b>		<b>£1.20</b>	<b>£2.60</b>	<b>£1.70</b>	<b>£2.20</b>	<b>£4.30</b>		<b>£3.20</b>	<b>£6.70</b>
<b>Most costly</b>		<b>£1.70</b>	<b>£3.20</b>	<b>£4.80</b>	<b>£5.00</b>	<b>£6.60</b>		<b>£5.60</b>	<b>£11.00</b>

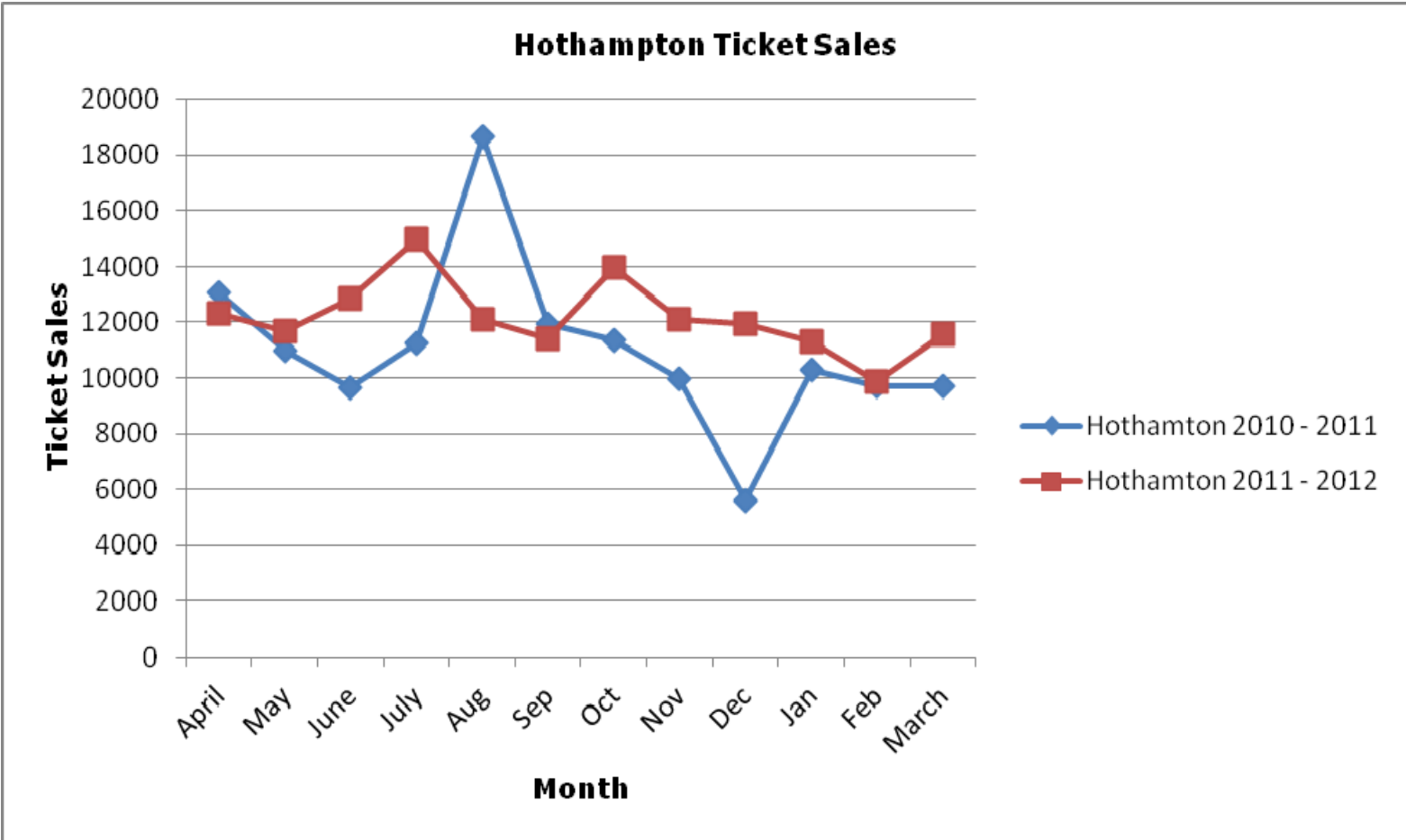
**Lyme Regis**

<b>Car Park</b>	<b>Up to 1 Hr</b>	<b>Up to 2 Hrs</b>	<b>Up to 3 Hrs</b>	<b>Up to 4 Hrs</b>	<b>Up to 6 Hrs</b>	<b>All Day</b>	<b>Type of Car Park</b>
Woodmead	£1.00	£1.60		£3.50	£4.50	£7.00	Long Stay
Cabanya	£1.00	£2.00	£3.00				Short Stay
<b>Least costly</b>		<b>£1.60</b>					
<b>Most costly</b>		<b>£2.00</b>					

## Appendix C – Ticket Sales & Revenue

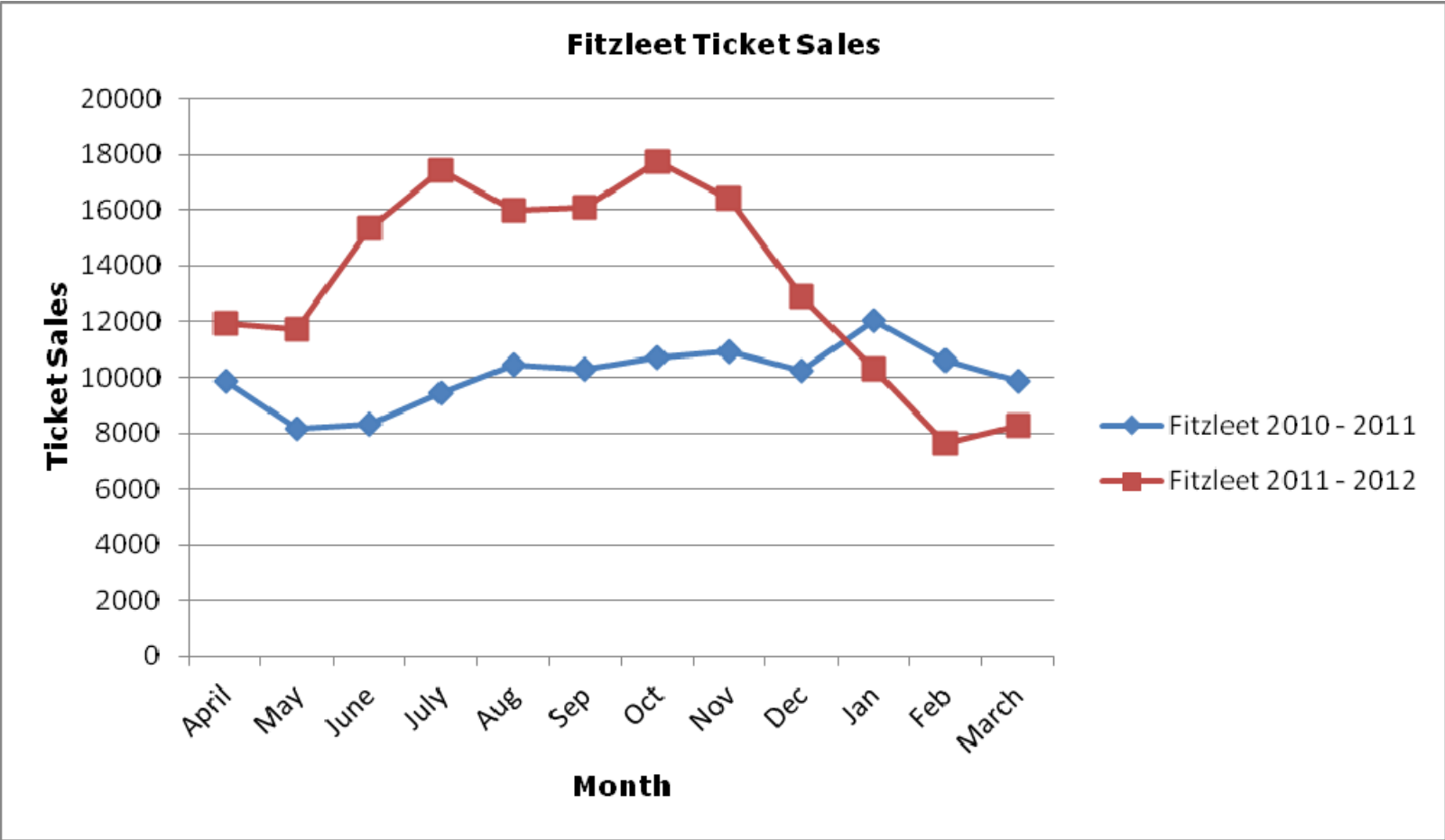
**Hothampton**

Spaces	Month	0-1hrs Tariff	0-1hrs Sales	0-1hrs Revenue	1-2hrs Tariff	1-2hrs Sales	1-2hrs Revenue	2-3hrs Tariff	2-3 hrs Sales	2-3hrs Revenue	3-4hrs Tariff	3-4hrs Sales	3-4hrs Revenue	4+hrs Tariff	4+hrs Sales	4+hrs Revenue	Total Sales	Total Revenue
209	April	0.70	5329	£3,730	1.40	4249	£5,949	2.10	1735	£3,644	2.80	892	£2,498	6.00	120	£720	<b>12325</b>	<b>£16,540</b>
209	May	0.70	5153	£3,607	1.40	4128	£5,779	2.10	1522	£3,196	2.80	773	£2,164	6.00	98	£588	<b>11674</b>	<b>£15,335</b>
209	June	0.70	5946	£4,162	1.40	4407	£6,170	2.10	1613	£3,387	2.80	779	£2,181	6.00	111	£666	<b>12856</b>	<b>£16,567</b>
209	July	0.70	6396	£4,477	1.40	5196	£7,274	2.10	2081	£4,370	2.80	1133	£3,172	6.00	162	£972	<b>14968</b>	<b>£20,266</b>
209	Aug	0.70	4997	£3,498	1.40	4121	£5,769	2.10	1791	£3,761	2.80	1086	£3,041	6.00	114	£684	<b>12109</b>	<b>£16,753</b>
209	Sep	0.70	5096	£3,567	1.40	4123	£5,772	2.10	1431	£3,005	2.80	668	£1,870	6.00	95	£570	<b>11413</b>	<b>£14,785</b>
209	Oct	0.70	6338	£4,437	1.40	4870	£6,818	2.10	1813	£3,807	2.80	862	£2,414	6.00	90	£540	<b>13973</b>	<b>£18,016</b>
209	Nov	0.70	5709	£3,996	1.40	4370	£6,118	2.10	1421	£2,984	2.80	555	£1,554	6.00	75	£450	<b>12130</b>	<b>£15,102</b>
209	Dec	0.70	5392	£3,774	1.40	4526	£6,336	2.10	1451	£3,047	2.80	557	£1,560	6.00	43	£258	<b>11969</b>	<b>£14,976</b>
209	Jan	0.70	5285	£3,700	1.40	4047	£5,666	2.10	1358	£2,852	2.80	557	£1,560	6.00	72	£432	<b>11319</b>	<b>£14,209</b>
209	Feb	0.70	4734	£3,314	1.40	3390	£4,746	2.10	1169	£2,455	2.80	502	£1,406	6.00	58	£348	<b>9853</b>	<b>£12,268</b>
209	March	0.70	5406	£3,784	1.40	4084	£5,718	2.10	1383	£2,904	2.80	639	£1,789	6.00	82	£492	<b>11594</b>	<b>£14,687</b>
<b>Total</b>	-	-	<b>65781</b>	<b>£46,047</b>	-	<b>51511</b>	<b>£72,115</b>	-	<b>18768</b>	<b>£39,413</b>	-	<b>9003</b>	<b>£25,208</b>	-	<b>1120</b>	<b>£6,720</b>	<b>146183</b>	<b>£189,503</b>



## Fitzleet

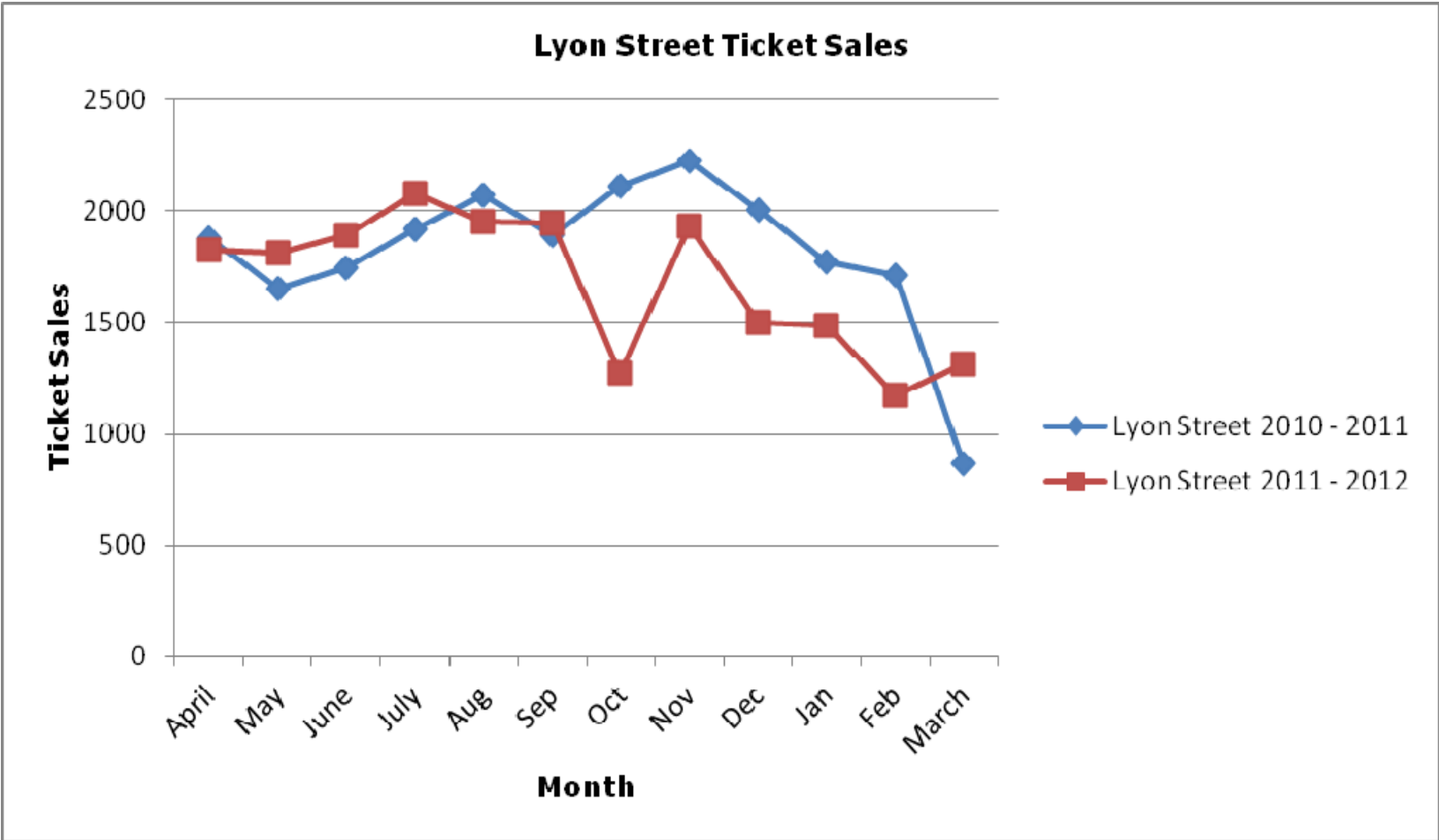
Spaces	Month	0-2hrs Tariff	0-2hrs Sales	0-2hrs Revenue	2-3hrs Tariff	2-3 hrs Sales	2-3hrs Revenue	3-4hrs Tariff	3-4hrs Sales	3-4hrs Revenue	4+hrs Tariff	4+hrs Sales	4+hrs Revenue	Total Sales	Total Revenue
385	April	0.30	11091	£3,327	1.65	455	£751	£2.20	295	£649	5.00	98	£490	11939	£5,217
385	May	0.30	11022	£3,307	1.65	352	£581	£2.20	224	£493	5.00	106	£530	11704	£4,910
385	June	0.30	14473	£4,342	1.65	455	£751	£2.20	303	£667	5.00	120	£600	15351	£6,359
385	July	0.30	16347	£4,904	1.65	532	£878	£2.20	411	£904	5.00	118	£590	17408	£7,276
385	Aug	0.30	14845	£4,454	1.65	608	£1,003	£2.20	431	£948	5.00	122	£610	16006	£7,015
385	Sep	0.30	15148	£4,544	1.65	503	£830	£2.20	324	£713	5.00	112	£560	16087	£6,647
385	Oct	0.30	16797	£5,039	1.65	550	£908	£2.20	320	£704	5.00	100	£500	17767	£7,151
385	Nov	0.30	15597	£4,679	1.65	441	£728	£2.20	252	£554	5.00	104	£520	16394	£6,481
385	Dec	0.30	12112	£3,634	1.65	472	£779	£2.20	254	£559	5.00	59	£295	12897	£5,266
385	Jan	0.30	9569	£2,871	1.65	358	£591	£2.20	259	£570	5.00	96	£480	10282	£4,511
385	Feb	0.30	7077	£2,123	1.65	275	£454	£2.20	225	£495	5.00	51	£255	7628	£3,327
385	March	0.30	7519	£2,256	1.65	364	£601	£2.20	298	£656	5.00	75	£375	8256	£3,887
<b>Total</b>	-	-	<b>151597</b>	<b>£45,479</b>	-	<b>5365</b>	<b>£8,852</b>	-	<b>3596</b>	<b>£7,911</b>	-	<b>1161</b>	<b>£5,805</b>	<b>161719</b>	<b>£68,048</b>



## Lyon Street

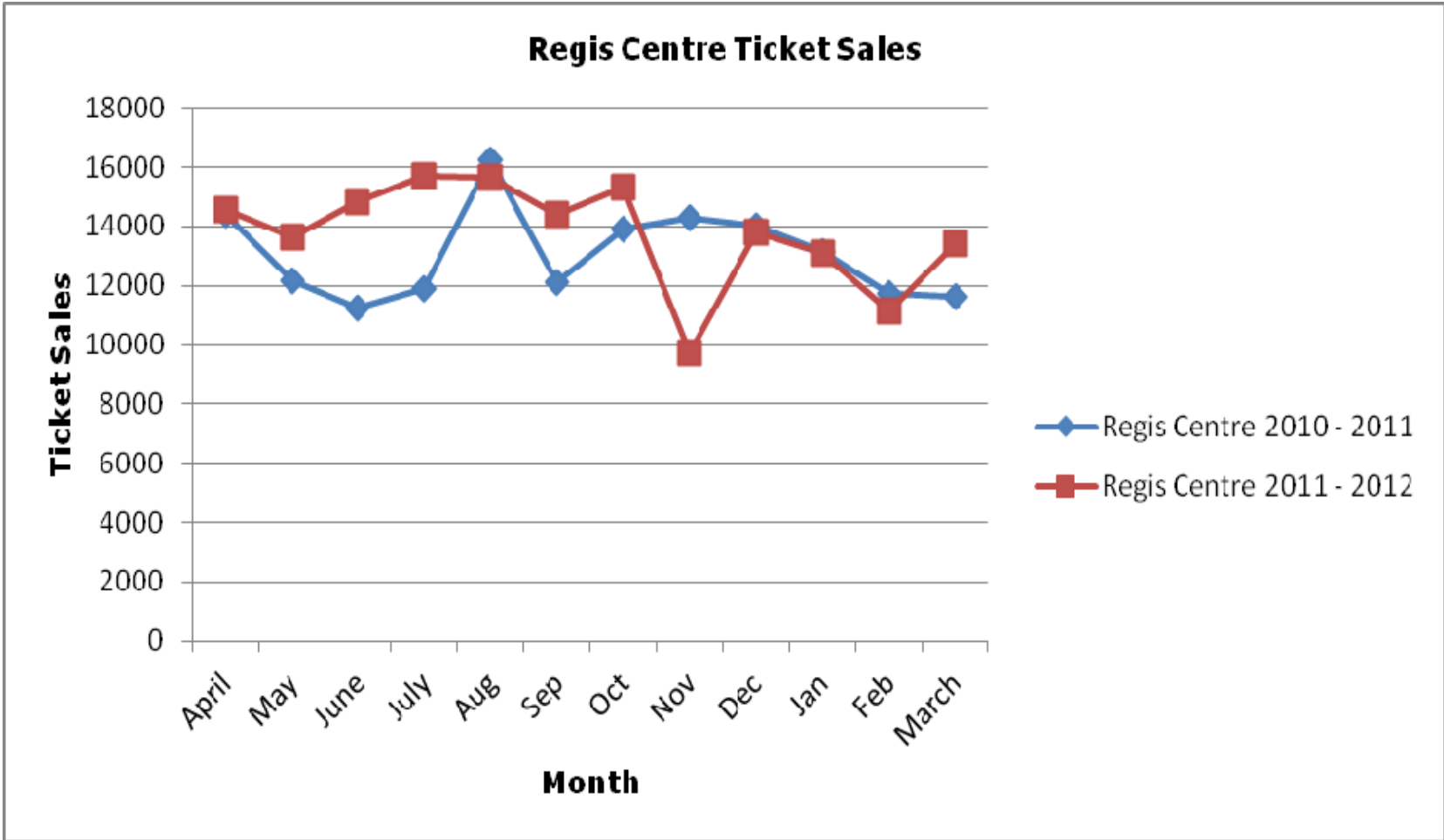
Spaces	Month	0-1hrs Tariff	0-1hrs Sales	0-1hrs Revenue	1-2hrs Tariff	1-2hrs Sales	1-2hrs Revenue	2+hrs Tariff	2+hrs Sales	2+hrs Revenue	Total Sales	Total Revenue
65	April	1.05	561	£589	2.10	406	£853	3.20	861	£2,755	1828	£4,197
65	May	1.05	567	£595	2.10	388	£815	3.20	857	£2,742	1812	£4,153
65	June	1.05	519	£545	2.10	445	£935	3.20	926	£2,963	1890	£4,443
65	July	1.05	660	£693	2.10	584	£1,226	3.20	832	£2,662	2076	£4,582
65	Aug	1.05	505	£530	2.10	582	£1,222	3.20	866	£2,771	1953	£4,524
65	Sep	1.05	569	£597	2.10	442	£928	3.20	932	£2,982	1943	£4,508
65	Oct	1.05	383	£402	2.10	8	£17	3.20	881	£2,819	1272	£3,238
65	Nov	1.05	559	£587	2.10	9	£19	3.20	1366	£4,371	1934	£4,977
65	Dec	1.05	458	£481	2.10	14	£29	3.20	1030	£3,296	1502	£3,806
65	Jan	1.05	342	£359	2.10	10	£21	3.20	1134	£3,629	1486	£4,009
65	Feb	1.05	248	£260	2.10	12	£25	3.20	914	£2,925	1174	£3,210
65	March	1.05	272	£286	2.10	12	£25	3.20	1027	£3,286	1311	£3,597
<b>Total</b>	-	-	<b>5643</b>	<b>£5,925</b>	-	<b>2912</b>	<b>£6,115</b>	-	<b>11626</b>	<b>£37,203</b>	<b>20181</b>	<b>£49,244</b>





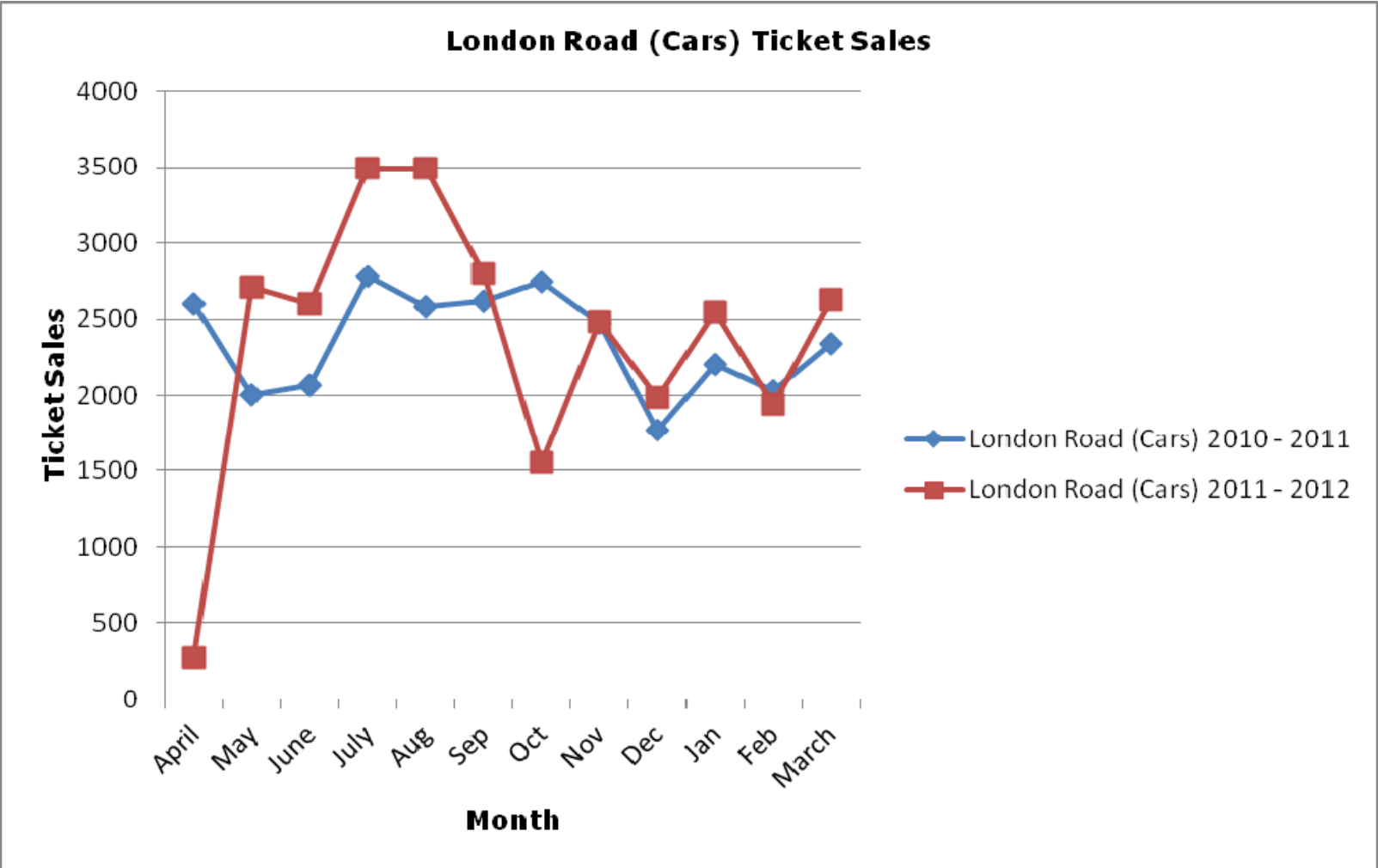
## Regis Centre

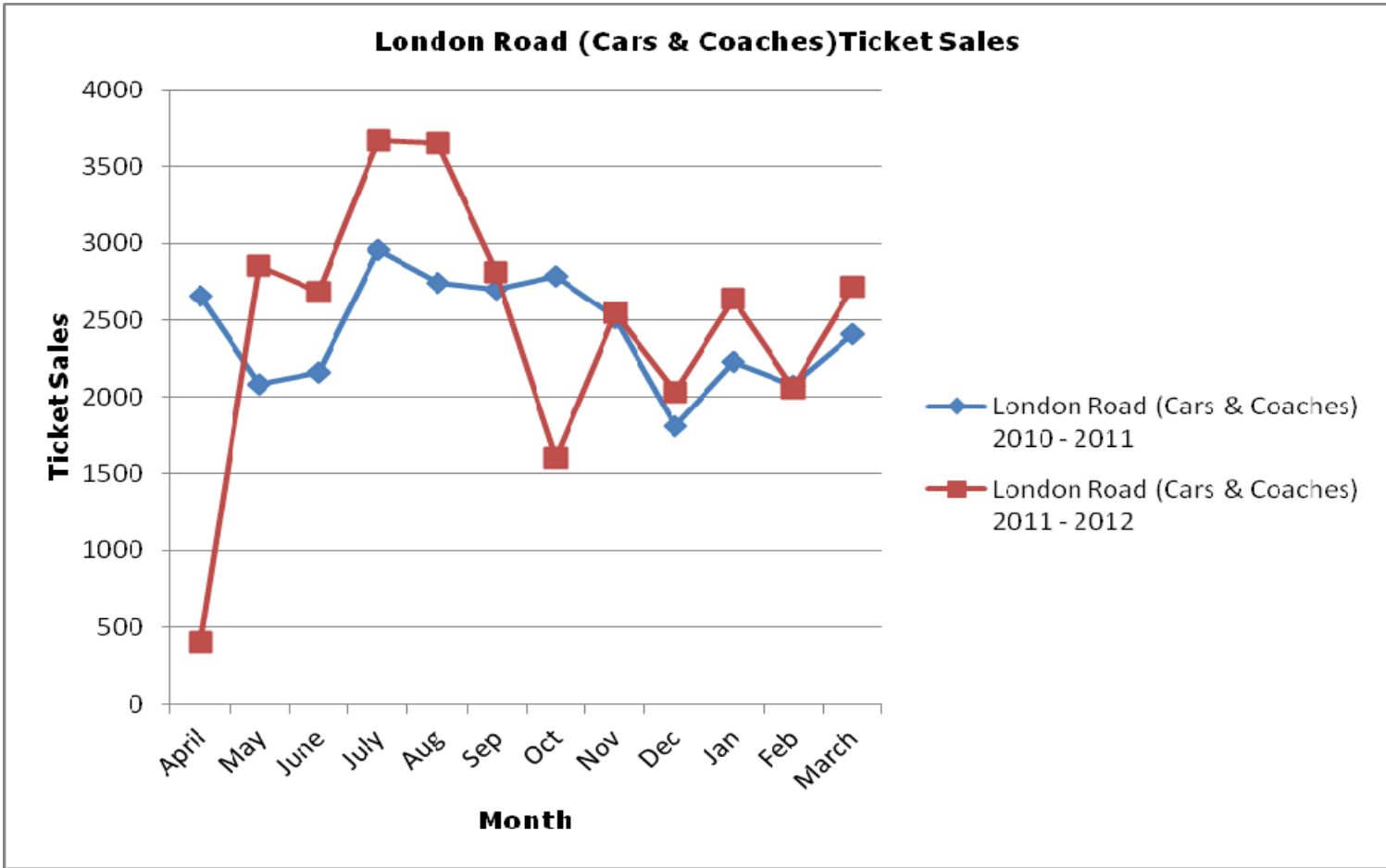
Spaces	Month	0-1hrs Tariff	0-1hrs Sales	0-1hrs Revenue	1-2hrs Tariff	1-2hrs Sales	1-2hrs Revenue	2-3hrs Tariff	2-3 hrs Sales	2-3hrs Revenue	3-4hrs Tariff	3-4hrs Sales	3-4hrs Revenue	4+hrs Tariff	4+hrs Sales	4+hrs Revenue	Total Sales	Total Revenue
196	April	0.70	6911	£4,838	1.40	4823	£6,752	2.10	1741	£3,656	2.80	916	£2,565	6.50	172	£1,118	<b>14563</b>	<b>£18,929</b>
196	May	0.70	6805	£4,764	1.40	4583	£6,416	2.10	1481	£3,110	2.80	643	£1,800	6.50	99	£644	<b>13611</b>	<b>£16,734</b>
196	June	0.70	7382	£5,167	1.40	4886	£6,840	2.10	1572	£3,301	2.80	776	£2,173	6.50	194	£1,261	<b>14810</b>	<b>£18,743</b>
196	July	0.70	7609	£5,326	1.40	5244	£7,342	2.10	1785	£3,749	2.80	867	£2,428	6.50	175	£1,138	<b>15680</b>	<b>£19,982</b>
196	Aug	0.70	6912	£4,838	1.40	5346	£7,484	2.10	2059	£4,324	2.80	1128	£3,158	6.50	180	£1,170	<b>15625</b>	<b>£20,975</b>
196	Sep	0.70	7165	£5,016	1.40	4798	£6,717	2.10	1567	£3,291	2.80	736	£2,061	6.50	128	£832	<b>14394</b>	<b>£17,916</b>
196	Oct	0.70	7422	£5,195	1.40	5139	£7,195	2.10	1761	£3,698	2.80	793	£2,220	6.50	195	£1,268	<b>15310</b>	<b>£19,576</b>
196	Nov	0.70	4820	£3,374	1.40	3463	£4,848	2.10	975	£2,048	2.80	417	£1,168	6.50	67	£436	<b>9742</b>	<b>£11,873</b>
196	Dec	0.70	6561	£4,593	1.40	4716	£6,602	2.10	1649	£3,463	2.80	781	£2,187	6.50	91	£592	<b>13798</b>	<b>£17,436</b>
196	Jan	0.70	6398	£4,479	1.40	4430	£6,202	2.10	1492	£3,133	2.80	680	£1,904	6.50	93	£605	<b>13093</b>	<b>£16,322</b>
196	Feb	0.70	5509	£3,856	1.40	3699	£5,179	2.10	1252	£2,629	2.80	553	£1,548	6.50	108	£702	<b>11121</b>	<b>£13,915</b>
196	March	0.70	6509	£4,556	1.40	4406	£6,168	2.10	1544	£3,242	2.80	782	£2,190	6.50	170	£1,105	<b>13411</b>	<b>£17,262</b>
<b>Total</b>	-	-	<b>80003</b>	<b>£56,002</b>	-	<b>55533</b>	<b>£77,746</b>	-	<b>18878</b>	<b>£39,644</b>	-	<b>9072</b>	<b>£25,402</b>	-	<b>1672</b>	<b>£10,868</b>	<b>165158</b>	<b>£209,662</b>



## London Road Cars

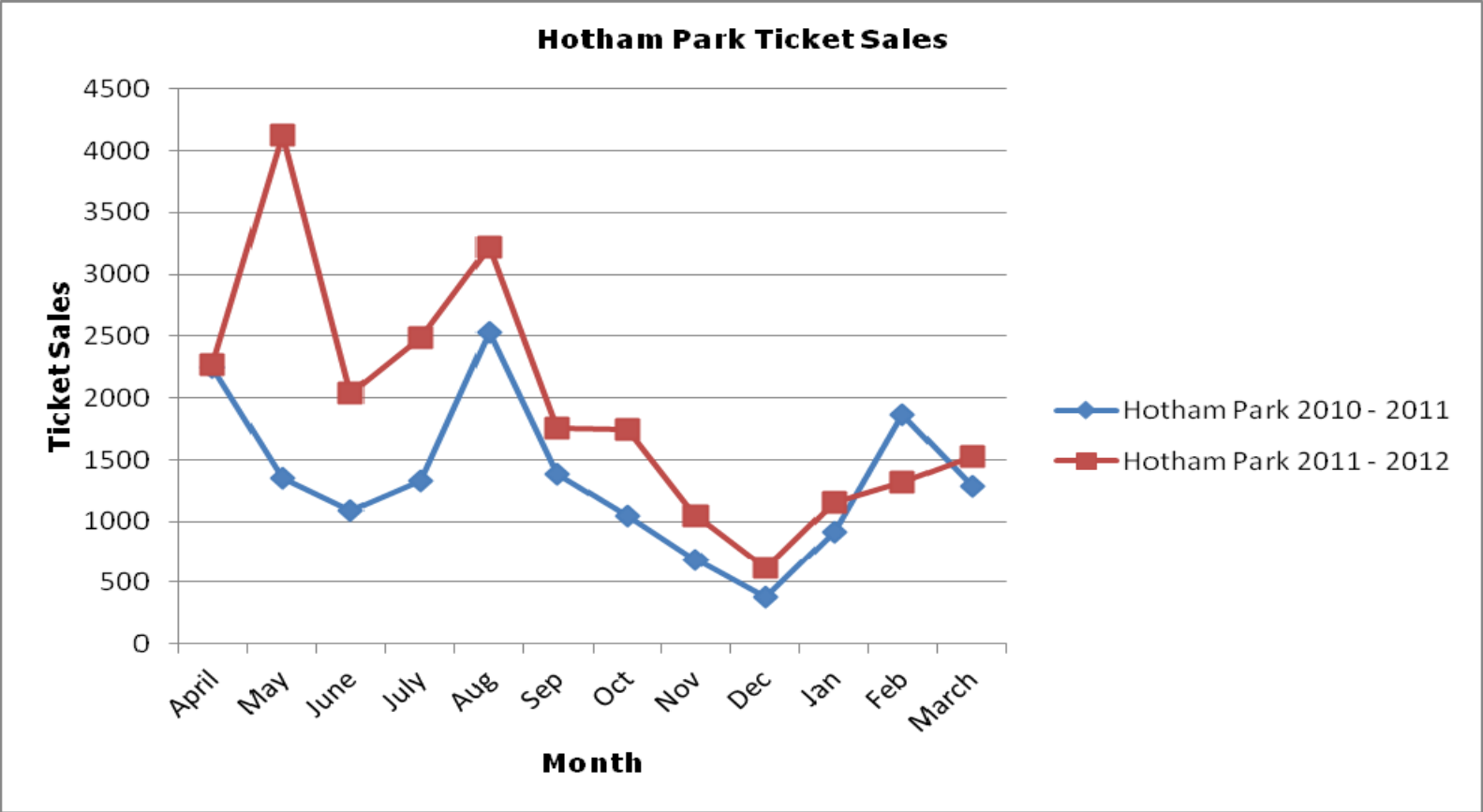
Spaces	Month	0-1hrs Tariff	0-1hrs Sales	0-1hrs Revenue	1-2hrs Tariff	1-2hrs Sales	1-2hrs Revenue	2+hrs Tariff	2+hrs Sales	2+hrs Revenue	Total Sales	Total Revenue
104	April	0.50	79	£40	1.00	79	£79	1.50	118	£177	276	£296
104	May	0.50	914	£457	1.00	800	£800	1.50	997	£1,496	2711	£2,753
104	June	0.50	842	£421	1.00	797	£797	1.50	963	£1,445	2602	£2,663
104	July	0.50	1011	£506	1.00	1108	£1,108	1.50	1377	£2,066	3496	£3,679
104	Aug	0.50	763	£382	1.00	1041	£1,041	1.50	1684	£2,526	3488	£3,949
104	Sep	0.50	864	£432	1.00	749	£749	1.50	1186	£1,779	2799	£2,960
104	Oct	0.50	984	£492	1.00	540	£540	1.50	28	£42	1552	£1,074
104	Nov	0.50	1565	£783	1.00	866	£866	1.50	48	£72	2479	£1,721
104	Dec	0.50	1208	£604	1.00	739	£739	1.50	39	£59	2479	£1,402
104	Jan	0.50	1641	£821	1.00	860	£860	1.50	47	£71	1986	£1,751
104	Feb	0.50	1126	£563	1.00	783	£783	1.50	33	£50	1942	£1,396
104	March	0.50	1540	£770	1.00	1038	£1,038	1.50	50	£75	2628	£1,883
<b>Total</b>	-	-	<b>12537</b>	<b>£6,269</b>	-	<b>9400</b>	<b>£9,400</b>	-	<b>6570</b>	<b>£9,855</b>	<b>28507</b>	<b>£25,524</b>





### Hotham Park

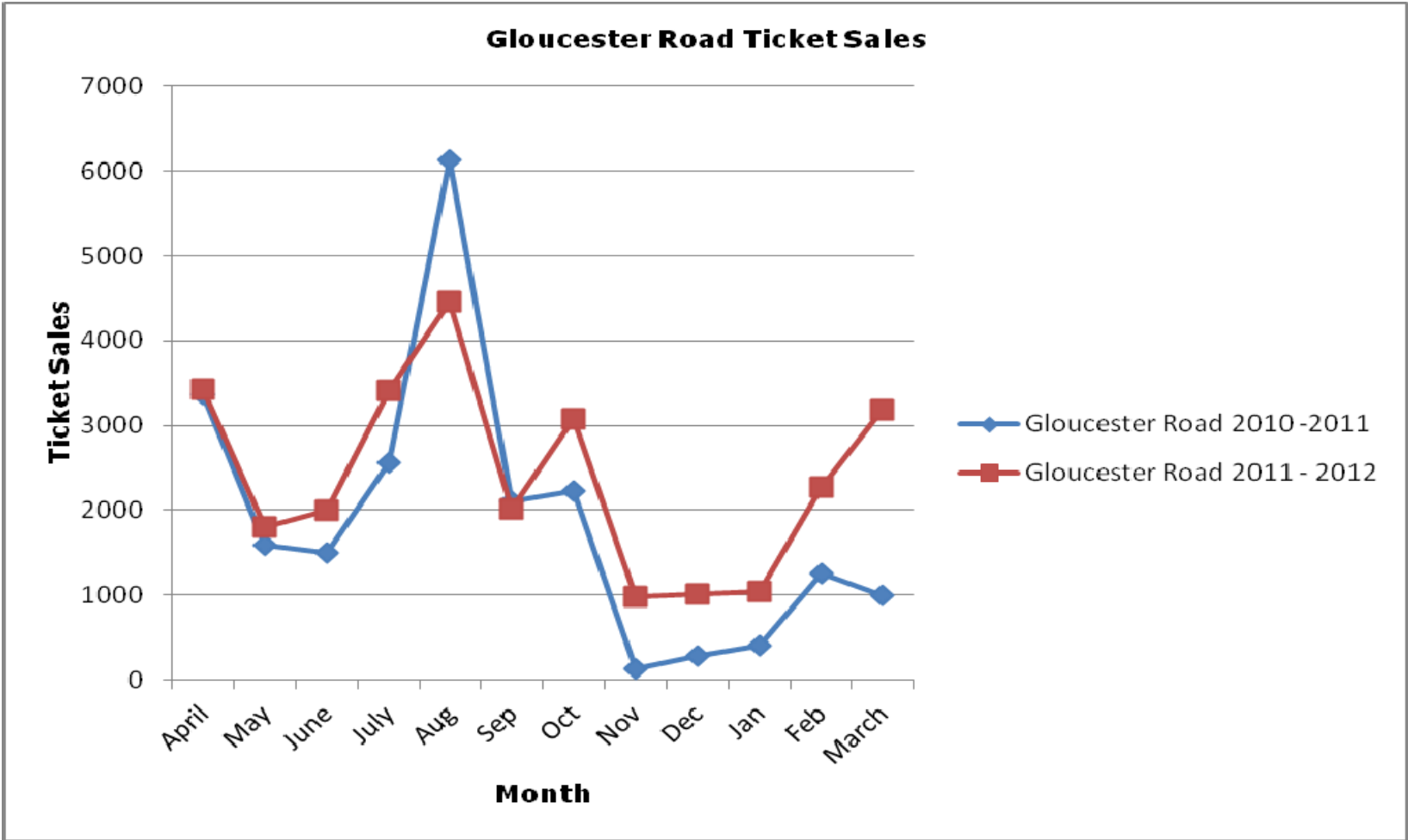
Spaces	Month	0-1hrs Tariff	0-1hrs Sales	0-1hrs Revenue	1-2hrs Tariff	1-2hrs Sales	1-2hrs Revenue	1-4hrs Tariff	1-4hrs Sales	1-4hrs Revenue	2+hrs Tariff	2+hrs Sales	2+hrs Revenue	4+hrs Tariff	4+hrs Sales	4+hrs Revenue	Total Sales	Total Revenue	Sales per Space
51	April	1.00	1408	£1,408	-	-	-	3.00	815	£2,445	-	-	-	6.00	44	£264	<b>2267</b>	<b>£4,117</b>	44
51	May	1.00	2661	£2,661	-	-	-	3.00	1375	£4,125	-	-	-	6.00	90	£540	<b>4126</b>	<b>£7,326</b>	81
51	June	1.00	1398	£1,398	-	-	-	3.00	587	£1,761	-	-	-	6.00	50	£300	<b>2035</b>	<b>£3,459</b>	40
51	July	1.00	1680	£1,680	-	-	-	3.00	779	£2,337	-	-	-	6.00	26	£156	<b>2485</b>	<b>£4,173</b>	49
51	Aug	1.00	1928	£1,928	-	-	-	3.00	1261	£3,783	-	-	-	6.00	27	£162	<b>3216</b>	<b>£5,873</b>	63
51	Sep	1.00	1221	£1,221	-	-	-	3.00	489	£1,467	-	-	-	6.00	41	£246	<b>1751</b>	<b>£2,934</b>	34
51	Oct	0.60	798	£479	1.20	567	£680	-	-	£0	£2.40	382	£917	-	-	£0	<b>1747</b>	<b>£2,076</b>	34
51	Nov	0.60	516	£310	1.20	255	£306	-	-	£0	£2.40	274	£658	-	-	£0	<b>1045</b>	<b>£1,273</b>	20
51	Dec	0.60	384	£230	1.20	118	£142	-	-	£0	£2.40	122	£293	-	-	£0	<b>624</b>	<b>£665</b>	12
51	Jan	0.60	620	£372	1.20	292	£350	-	-	£0	£2.40	247	£593	-	-	£0	<b>1159</b>	<b>£1,315</b>	23
51	Feb	0.60	559	£335	1.20	400	£480	-	-	£0	£2.40	358	£859	-	-	£0	<b>1317</b>	<b>£1,675</b>	26
51	March	0.60	517	£310	1.20	463	£556	-	-	£0	£2.40	541	£1,298	-	-	£0	<b>1521</b>	<b>£2,164</b>	30
<b>Total</b>	-	-	<b>13690</b>	<b>£12,332</b>	-	<b>2095</b>	<b>£2,514</b>	-	<b>5306</b>	<b>£15,918</b>	-	<b>1924</b>	<b>£4,618</b>	-	<b>278</b>	<b>£1,668</b>	<b>23293</b>	<b>£37,050</b>	<b>38</b>





### Gloucester Road

Spaces	Month	0-1hrs Tariff	0-1hrs Sales	0-1hrs Revenue	1-2hrs Tariff	1-2hrs Sales	1-2hrs Revenue	1-4hrs Tariff	1-4hrs Sales	1-4hrs Revenue	2+hrs Tariff	2+hrs Sales	2+hrs Revenue	4+hrs Tariff	4+hrs Sales	4+hrs Revenue	Total Sales	Total Revenue	Sales per Space
130	Apr	1.00	659	£659	-	-	-	3.00	1555	£4,665	-	-	-	6.00	1219	£7,314	3433	£12,638	26
130	May	1.00	381	£381	-	-	-	3.00	820	£2,460	-	-	-	6.00	595	£3,570	1796	£6,411	14
130	Jun	1.00	381	£381	-	-	-	3.00	871	£2,613	-	-	-	6.00	743	£4,458	1995	£7,452	15
130	Jul	1.00	625	£625	-	-	-	3.00	1434	£4,302	-	-	-	6.00	1356	£8,136	3415	£13,063	26
130	Aug	1.00	604	£604	-	-	-	3.00	1727	£5,181	-	-	-	6.00	2125	£12,750	4456	£18,535	34
130	Sep	1.00	400	£400	-	-	-	3.00	754	£2,262	-	-	-	6.00	862	£5,172	2016	£7,834	16
130	Oct	0.60	265	£159	1.20	358	£430	3.00	-	£0	£2.40	2448	£5,875	6.00	-	£0	3071	£6,464	24
130	Nov	0.60	120	£72	1.20	180	£216	3.00	-	£0	£2.40	684	£1,642	6.00	-	£0	984	£1,930	8
130	Dec	0.60	85	£51	1.20	107	£128	3.00	-	£0	£2.40	822	£1,973	6.00	-	£0	1014	£2,152	8
130	Jan	0.60	98	£59	1.20	181	£217	3.00	-	£0	£2.40	766	£1,838	6.00	-	£0	1045	£2,114	8
130	Feb	0.60	160	£96	1.20	226	£271	3.00	-	£0	£2.40	1892	£4,541	6.00	-	£0	2278	£4,908	18
130	Mar	0.60	546	£328	1.20	1172	£1,406	3.00	-	£0	£2.40	1459	£3,502	6.00	-	£0	3177	£5,236	24
<b>Total</b>	-	-	<b>4324</b>	<b>£3,814</b>	-	<b>2224</b>	<b>£2,669</b>	-	<b>7161</b>	<b>£21,483</b>	-	<b>8071</b>	<b>£19,370</b>	-	<b>6900</b>	<b>£41,400</b>	<b>28680</b>	<b>£88,737</b>	<b>18</b>



# Appendix D - Car Park Utilisation

### Estimated Range of Car Park Utilisation

Month	Off-Street Car Park						
	Hothampton	Fitzleet	Lyon Street	Regis Centre	London Road	Hotham Park	Gloucester Road
April	22-37%	5-23%	13-50%	27-48%	1-5%	8-28%	19-46%
May	19-33%	4-22%	12-48%	23-41%	11-39%	15-49%	9-22%
June	21-37%	6-30%	14-54%	26-48%	11-39%	7-24%	11-27%
July	26-44%	6-33%	14-50%	28-49%	15-53%	8-27%	19-47%
Aug	22-36%	6-30%	14-50%	30-52%	16-61%	11-38%	27-68%
Sep	19-33%	6-31%	14-54%	25-46%	12-46%	6-20%	12-29%
Oct	22-39%	6-33%	10-45%	27-48%	3-7%	13-40%	23-64%
Nov	19-34%	6-31%	16-72%	17-30%	5-12%	9-26%	7-19%
Dec	18-32%	5-24%	12-53%	23-40%	4-10%	4-12%	8-21%
Jan	17-31%	4-20%	13-57%	23-40%	5-12%	8-25%	8-21%
Feb	16-29%	3-16%	12-51%	21-38%	5-10%	13-38%	20-54%
March	18-32%	4-16%	12-52%	24-43%	6-13%	16-47%	19-47%
<b>Average Across the Year</b>	<b>20-35%</b>	<b>5-26%</b>	<b>13-53%</b>	<b>25-44%</b>	<b>8-26%</b>	<b>10-31%</b>	<b>15-39%</b>

Note: Minimum utilisation figures have been calculated to the nearest 15mins

### Hothampton Off-Street Car Park

Spaces	Month	0-1hrs Sales	Hours Sold (Max)	Hours Sold (Min)	1-2hrs Sales	Hours Sold (Max)	Hours Sold (Min)	2-3 hrs Sales	Hours Sold (Max)	Hours Sold (Min)	3-4hrs Sales	Hours Sold (Max)	Hours Sold (Min)	4+hrs Sales	Hours Sold (Max)	Hours Sold (Min)	Total (Max)	Total (Min)	Space Hours	Utilisation (Max)	Utilisation (Min)	
215	April	5329	5329	1332	4249	8498	5311	1735	5205	3904	892	3568	2899	120	1200	510	23800	13956	64500	37%	22%	
215	May	5153	5153	1288	4128	8256	5160	1522	4566	3425	773	3092	2512	98	980	417	22047	12802	66650	33%	19%	
215	June	5946	5946	1487	4407	8814	5509	1613	4839	3629	779	3116	2532	111	1110	472	23825	13628	64500	37%	21%	
215	July	6396	6396	1599	5196	10392	6495	2081	6243	4682	1133	4532	3682	162	1620	689	29183	17147	66650	44%	26%	
215	Aug	4997	4997	1249	4121	8242	5151	1791	5373	4030	1086	4344	3530	114	1140	485	24096	14444	66650	36%	22%	
215	Sep	5096	5096	1274	4123	8246	5154	1431	4293	3220	668	2672	2171	95	950	404	21257	12222	64500	33%	19%	
215	Oct	6338	6338	1585	4870	9740	6088	1813	5439	4079	862	3448	2802	90	900	383	25865	14935	66650	39%	22%	
215	Nov	5709	5709	1427	4370	8740	5463	1421	4263	3197	555	2220	1804	75	750	319	21682	12210	64500	34%	19%	
215	Dec	5392	5392	1348	4526	9052	5658	1451	4353	3265	557	2228	1810	43	430	183	21455	12263	66650	32%	18%	
215	Jan	5285	5285	1321	4047	8094	5059	1358	4074	3056	557	2228	1810	72	720	306	20401	11552	66650	31%	17%	
215	Feb	4734	4734	1184	3390	6780	4238	1169	3507	2630	502	2008	1632	58	580	247	17609	9929	60200	29%	16%	
215	March	5406	5406	1352	4084	8168	5105	1383	4149	3112	639	2556	2077	82	820	349	21099	11994	66650	32%	18%	
-	-	-	-	-	-	-	-	-	-	-	-	-	-	-	-	-	<b>Total</b>	<b>272319</b>	<b>157082</b>	<b>784750</b>	-	-
-	-	-	-	-	-	-	-	-	-	-	-	-	-	-	-	-	-	-	<b>Average</b>	<b>35%</b>	<b>20%</b>	

Note: Minimum utilisation figures have been calculated to the nearest 15mins

### Fitzleat Off-Street Car Park

Spaces	Month	0-2hrs Sales	Hours Sold (Max)	Hours Sold (Min)	2-3 hrs Sales	Hours Sold (Max)	Hours Sold (Min)	3-4hrs Sales	Hours Sold (Max)	Hours Sold (Min)	4+hrs Sales	Hours Sold (Max)	Hours Sold (Min)	Total (Max)	Total (Min)	Space Hours	Utilisation (Max)	Utilisation (Min)	
367	April	11091	22182	2773	455	1365	1024	295	1180	959	98	980	417	25707	5172	110100	23%	5%	
367	May	11022	22044	2756	352	1056	792	224	896	728	106	1060	451	25056	4726	113770	22%	4%	
367	June	14473	28946	3618	455	1365	1024	303	1212	985	120	1200	510	32723	6137	110100	30%	6%	
367	July	16347	32694	4087	532	1596	1197	411	1644	1336	118	1180	502	37114	7121	113770	33%	6%	
367	Aug	14845	29690	3711	608	1824	1368	431	1724	1401	122	1220	519	34458	6999	113770	30%	6%	
367	Sep	15148	30296	3787	503	1509	1132	324	1296	1053	112	1120	476	34221	6448	110100	31%	6%	
367	Oct	16797	33594	4199	550	1650	1238	320	1280	1040	100	1000	425	37524	6902	113770	33%	6%	
367	Nov	15597	31194	3899	441	1323	992	252	1008	819	104	1040	442	34565	6153	110100	31%	6%	
367	Dec	12112	24224	3028	472	1416	1062	254	1016	826	59	590	251	27246	5166	113770	24%	5%	
367	Jan	9569	19138	2392	358	1074	806	259	1036	842	96	960	408	22208	4448	113770	20%	4%	
367	Feb	7077	14154	1769	275	825	619	225	900	731	51	510	217	16389	3336	102760	16%	3%	
367	March	7519	15038	1880	364	1092	819	298	1192	969	75	750	319	18072	3986	113770	16%	4%	
-	-	-	-	-	-	-	-	-	-	-	-	-	-	<b>Total</b>	<b>345283</b>	<b>66592</b>	<b>1339550</b>	-	-
-	-	-	-	-	-	-	-	-	-	-	-	-	-	-	-	-	<b>Average</b>	<b>26%</b>	<b>5%</b>

Note: Minimum utilisation figures have been calculated to the nearest 15mins

### Lyon Street Off-Street Car Park

Spaces	Month	0-1hrs Sales	Hours Sold (Max)	Hours Sold (Min)	1-2hrs Sales	Hours Sold (Max)	Hours Sold (Min)	2+hrs Sales	Hours Sold (Max)	Hours Sold (Min)	Total (Max)	Total (Min)	Space Hours	Utilisation (Max)	Utilisation (Min)
65	April	561	561	140	406	812	508	861	8610	1937	9983	2585	19800	50%	13%
65	May	567	567	142	388	776	485	857	8570	1928	9913	2555	20460	48%	12%
65	June	519	519	130	445	890	556	926	9260	2084	10669	2770	19800	54%	14%
65	July	660	660	165	584	1168	730	832	8320	1872	10148	2767	20460	50%	14%
65	Aug	505	505	126	582	1164	728	866	8660	1949	10329	2802	20460	50%	14%
65	Sep	569	569	142	442	884	553	932	9320	2097	10773	2792	19800	54%	14%
65	Oct	383	383	96	8	16	10	881	8810	1982	9209	2088	20460	45%	10%
65	Nov	559	559	140	9	18	11	1366	13660	3074	14237	3225	19800	72%	16%
65	Dec	458	458	115	14	28	18	1030	10300	2318	10786	2450	20460	53%	12%
65	Jan	342	342	86	10	20	13	1134	11340	2552	11702	2650	20460	57%	13%
65	Feb	248	248	62	12	24	15	914	9140	2057	9412	2134	18480	51%	12%
65	March	272	272	68	12	24	15	1027	10270	2311	10566	2394	20460	52%	12%
-	-	-	-	-	-	-	-	-	-	<b>Total</b>	<b>127727</b>	<b>31209</b>	<b>240900</b>	-	-
-	-	-	-	-	-	-	-	-	-	-	-	-	<b>Average</b>	<b>53%</b>	<b>13%</b>

Note: Minimum utilisation figures have been calculated to the nearest 15mins

### Regis Centre Off-Street Car Park

Spaces	Month	0-1hrs Sales	Hours Sold (Max)	Hours Sold (Min)	1-2hrs Sales	Hours Sold (Max)	Hours Sold (Min)	2-3 hrs Sales	Hours Sold (Max)	Hours Sold (Min)	3-4hrs Sales	Hours Sold (Max)	Hours Sold (Min)	4+hrs Sales	Hours Sold (Max)	Hours Sold (Min)	Total (Max)	Total (Min)	Space Hours	Utilisation (Max)	Utilisation (Min)	
187	April	6911	6911	1728	4823	9646	6029	1741	5223	3917	916	3664	2977	172	1720	731	27164	15382	56100	48%	27%	
187	May	6805	6805	1701	4583	9166	5729	1481	4443	3332	643	2572	2090	99	990	421	23976	13273	57970	41%	23%	
187	June	7382	7382	1846	4886	9772	6108	1572	4716	3537	776	3104	2522	194	1940	825	26914	14837	56100	48%	26%	
187	July	7609	7609	1902	5244	10488	6555	1785	5355	4016	867	3468	2818	175	1750	744	28670	16035	57970	49%	28%	
187	Aug	6912	6912	1728	5346	10692	6683	2059	6177	4633	1128	4512	3666	180	1800	765	30093	17474	57970	52%	30%	
187	Sep	7165	7165	1791	4798	9596	5998	1567	4701	3526	736	2944	2392	128	1280	544	25686	14251	56100	46%	25%	
187	Oct	7422	7422	1856	5139	10278	6424	1761	5283	3962	793	3172	2577	195	1950	829	28105	15648	57970	48%	27%	
187	Nov	4820	4820	1205	3463	6926	4329	975	2925	2194	417	1668	1355	67	670	285	17009	9368	56100	30%	17%	
187	Dec	6561	6561	1640	4716	9432	5895	1649	4947	3710	781	3124	2538	91	910	387	24974	14171	57970	43%	24%	
187	Jan	6398	6398	1600	4430	8860	5538	1492	4476	3357	680	2720	2210	93	930	395	23384	13099	57970	40%	23%	
187	Feb	5509	5509	1377	3699	7398	4624	1252	3756	2817	553	2212	1797	108	1080	459	19955	11074	52360	38%	21%	
187	March	6509	6509	1627	4406	8812	5508	1544	4632	3474	782	3128	2542	170	1700	723	24781	13873	57970	43%	24%	
-	-	-	-	-	-	-	-	-	-	-	-	-	-	-	-	-	<b>Total</b>	<b>300711</b>	<b>168483</b>	<b>682550</b>	-	-
-	-	-	-	-	-	-	-	-	-	-	-	-	-	-	-	-	-	-	<b>Average</b>	<b>44%</b>	<b>25%</b>	

Note: Minimum utilisation figures have been calculated to the nearest 15mins



**London Road Off-Street Car Park**

Spaces	Month	0-1hrs Sales	Hours Sold (Max)	Hours Sold (Min)	1-2hrs Sales	Hours Sold (Max)	Hours Sold (Min)	2+hrs Sales	Hours Sold (Max)	Hours Sold (Min)	Total (Max)	Total (Min)	Space Hours	Utilisation (Max)	Utilisation (Min)
104	April	79	79	20	79	158	99	118	1180	266	1417	384	31200	5%	1%
104	May	914	914	229	800	1600	1000	997	9970	2243	12484	3472	32240	39%	11%
104	June	842	842	211	797	1594	996	963	9630	2167	12066	3374	31200	39%	11%
104	July	1011	1011	253	1108	2216	1385	1377	13770	3098	16997	4736	32240	53%	15%
104	Aug	763	763	191	1041	2082	1301	1684	16840	3789	19685	5281	32240	61%	16%
104	Sep	864	864	216	749	1498	936	1186	11860	2669	14222	3821	31200	46%	12%
104	Oct	984	984	246	540	1080	675	28	280	63	2344	984	32240	7%	3%
104	Nov	1565	1565	391	866	1732	1083	48	480	108	3777	1582	31200	12%	5%
104	Dec	1208	1208	302	739	1478	924	39	390	88	3076	1314	32240	10%	4%
104	Jan	1641	1641	410	860	1720	1075	47	470	106	3831	1591	32240	12%	5%
104	Feb	1126	1126	282	783	1566	979	33	330	74	3022	1335	29120	10%	5%
104	March	1540	1540	385	1038	2076	1298	50	500	113	4116	1795	32240	13%	6%
-	-	-	-	-	-	-	-	-	-	<b>Total</b>	<b>97037</b>	<b>29667</b>	<b>379600</b>	-	-
-	-	-	-	-	-	-	-	-	-	-	-	-	<b>Average</b>	<b>26%</b>	<b>8%</b>

Note: Minimum utilisation figures have been calculated to the nearest 15mins

Hotham Park Off-Street Car Park

Spaces	Month	0-1hrs Sales	Hours Sold (Max)	Hours Sold (Min)	1-2hrs Sales	Hours Sold (Max)	Hours Sold (Min)	1-4hrs Sales	Hours Sold (Max)	Hours Sold (Min)	2+hrs Sales	Hours Sold (Max)	Hours Sold (Min)	4+hrs Sales	Hours Sold (Max)	Hours Sold (Min)	Total (Max)	Total (Min)	Space Hours	Utilisation (Max)	Utilisation (Min)	
51	April	1408	1408	352	-	-	-	815	3260	1019	-	-	-	44	528	187	5196	1558	18360	28%	8%	
51	May	2661	2661	665	-	-	-	1375	5500	1719	-	-	-	90	1080	382.5	9241	2767	18972	49%	15%	
51	June	1398	1398	350	-	-	-	587	2348	734	-	-	-	50	600	212.5	4346	1296	18360	24%	7%	
51	July	1680	1680	420	-	-	-	779	3116	974	-	-	-	26	312	110.5	5108	1504	18972	27%	8%	
51	Aug	1928	1928	482	-	-	-	1261	5044	1576	-	-	-	27	324	114.75	7296	2173	18972	38%	11%	
51	Sep	1221	1221	305	-	-	-	489	1956	611	-	-	-	41	492	174.25	3669	1091	18360	20%	6%	
51	Oct	798	798	200	567	1134	709	-	-	-	382	3820	860	-	-	-	5752	1768	15810	36%	11%	
51	Nov	516	516	129	255	510	319	-	-	-	274	2740	617	-	-	-	3766	1064	15300	25%	7%	
51	Dec	384	384	96	118	236	148	-	-	-	122	1220	275	-	-	-	1840	518	15810	12%	3%	
51	Jan	620	620	155	292	584	365	-	-	-	247	2470	556	-	-	-	3674	1076	15810	23%	7%	
51	Feb	559	559	140	400	800	500	-	-	-	358	3580	806	-	-	-	4939	1445	14280	35%	10%	
51	March	517	517	129	463	926	579	-	-	-	541	5410	1217	-	-	-	6853	1925	15810	43%	12%	
-	-	-	-	-	-	-	-	-	-	-	-	-	-	-	-	-	<b>Total</b>	<b>61680</b>	<b>18184</b>	<b>204816</b>	-	-
-	-	-	-	-	-	-	-	-	-	-	-	-	-	-	-	-	-	-	<b>Average</b>	<b>30%</b>	<b>9%</b>	

Note: Minimum utilisation figures have been calculated to the nearest 15mins

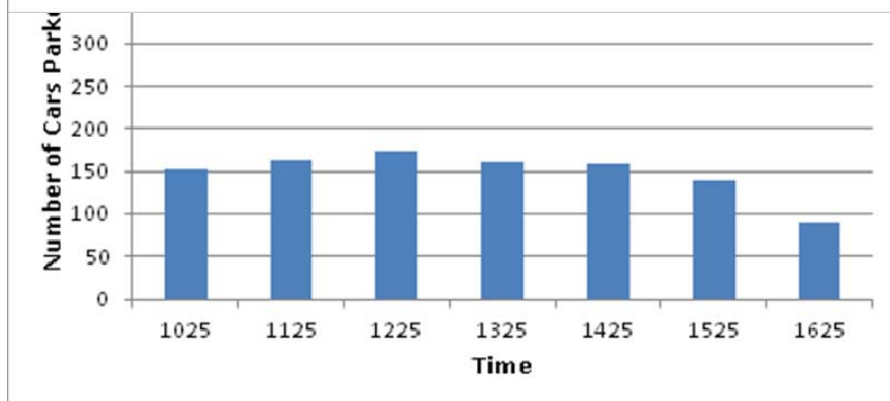
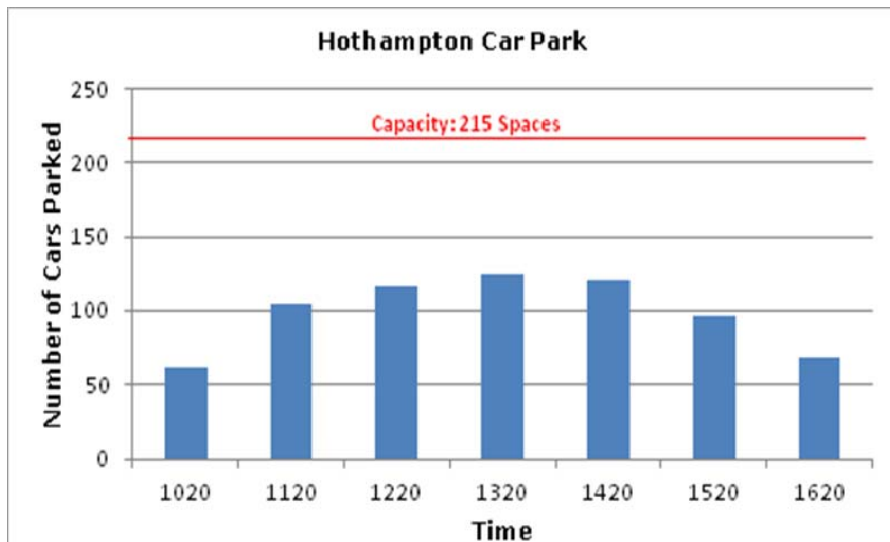
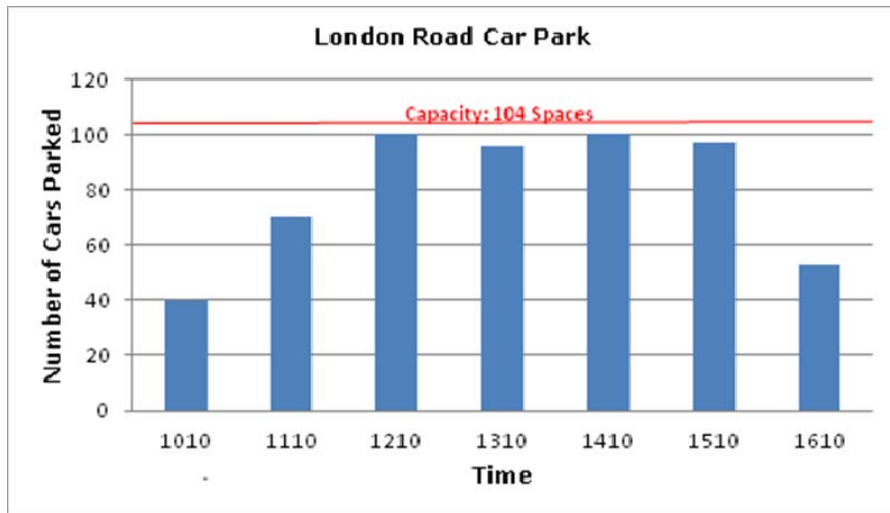
**Gloucester Road Off-Street Car Park**

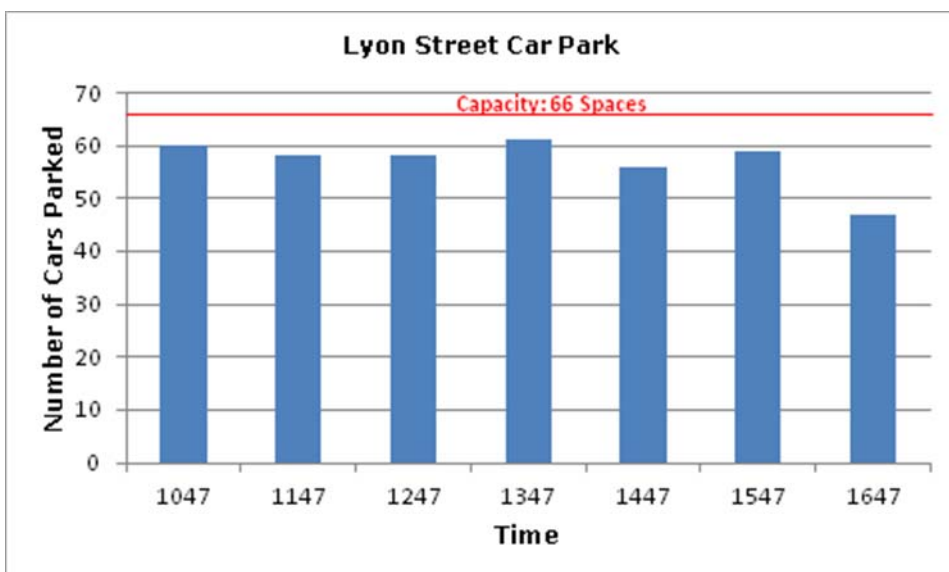
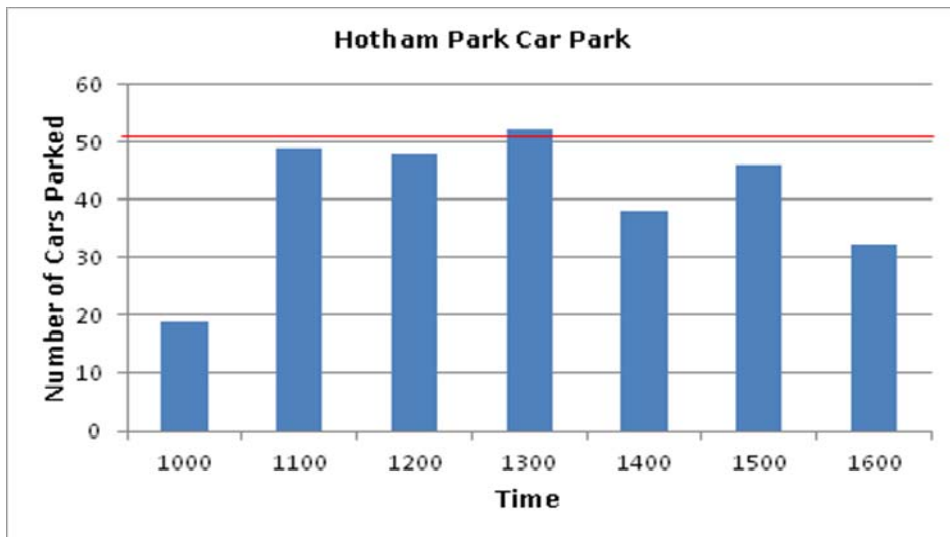
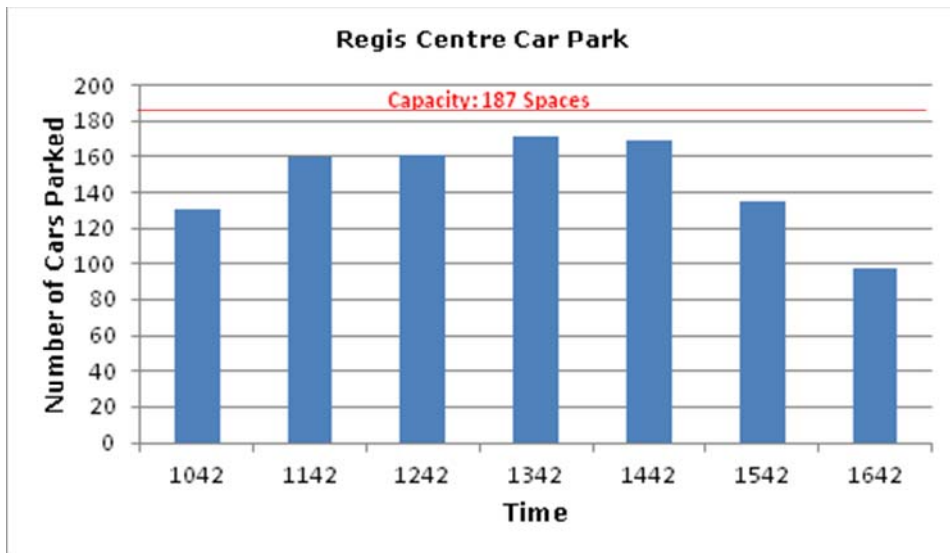
Spaces	Month	0-1hrs Sales	Hours Sold (Max)	Hours Sold (Min)	1-2hrs Sales	Hours Sold (Max)	Hours Sold (Min)	1-4hrs Sales	Hours Sold (Max)	Hours Sold (Min)	2+hrs Sales	Hours Sold (Max)	Hours Sold (Min)	4+hrs Sales	Hours Sold (Max)	Hours Sold (Min)	Total (Max)	Total (Min)	Space Hours	Utilisation (Max)	Utilisation (Min)	
130	Apr	659	659	165	-	-	-	1555	6220	3499	-	-	-	1219	14628	5181	21507	8844	46800	46%	19%	
130	May	381	381	95	-	-	-	820	3280	1845	-	-	-	595	7140	2529	10801	4469	48360	22%	9%	
130	Jun	381	381	95	-	-	-	871	3484	1960	-	-	-	743	8916	3158	12781	5213	46800	27%	11%	
130	Jul	625	625	156	-	-	-	1434	5736	3227	-	-	-	1356	16272	5763	22633	9146	48360	47%	19%	
130	Aug	604	604	151	-	-	-	1727	6908	3886	-	-	-	2125	25500	9031	33012	13068	48360	68%	27%	
130	Sep	400	400	100	-	-	-	754	3016	1697	-	-	-	862	10344	3664	13760	5460	46800	29%	12%	
130	Oct	265	265	66	358	716	448	-	-	-	2448	24480	5508	-	-	-	25461	6022	40300	63%	15%	
130	Nov	120	120	30	180	360	225	-	-	-	684	6840	1539	-	-	-	7320	1794	39000	19%	5%	
130	Dec	85	85	21	107	214	134	-	-	-	822	8220	1850	-	-	-	8519	2005	40300	21%	5%	
130	Jan	98	98	25	181	362	226	-	-	-	766	7660	1724	-	-	-	8120	1974	40300	20%	5%	
130	Feb	160	160	40	226	452	283	-	-	-	1892	18920	4257	-	-	-	19532	4580	36400	54%	13%	
130	Mar	546	546	137	1172	2344	1465	-	-	-	1459	14590	3283	-	-	-	17480	4884	40300	43%	12%	
-	-	-	-	-	-	-	-	-	-	-	-	-	-	-	-	-	<b>Total</b>	<b>200926</b>	<b>67458</b>	<b>522080</b>	-	-
-	-	-	-	-	-	-	-	-	-	-	-	-	-	-	-	-	-	-	<b>Average</b>	<b>38%</b>	<b>13%</b>	

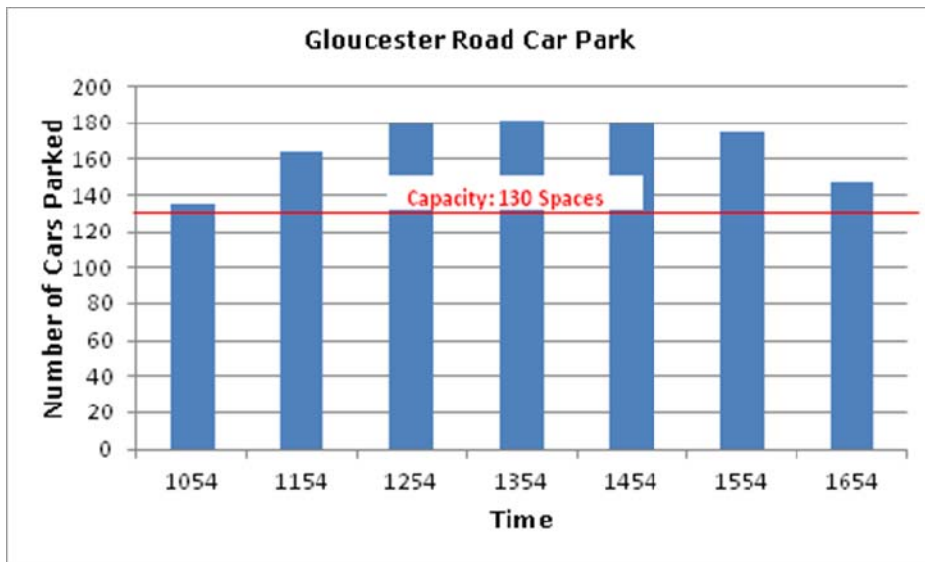
Note: Minimum utilisation figures have been calculated to the nearest 15mins

# Appendix E – Car Park Occupancy

THURSDAY 23<sup>RD</sup> AUGUST 2012







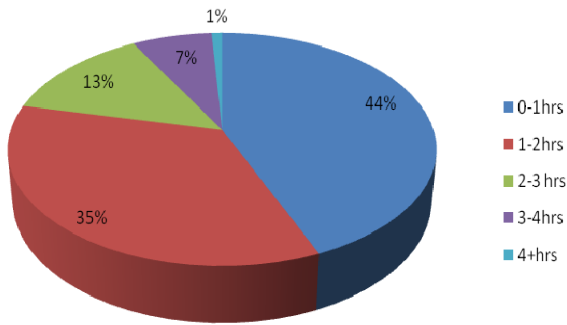


SATURDAY 1<sup>ST</sup> SEPTEMBER 2012

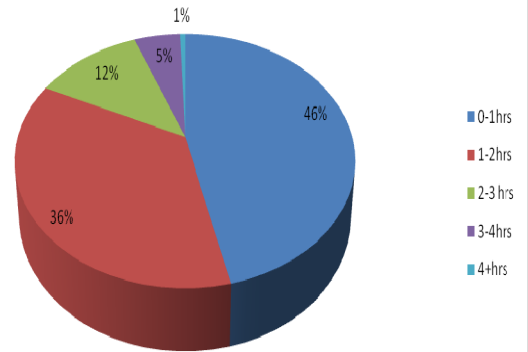


# Appendix F – Purchased Parking Durations

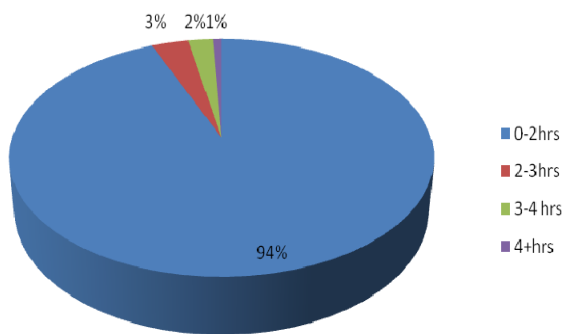
**Hothampton (Summer)**



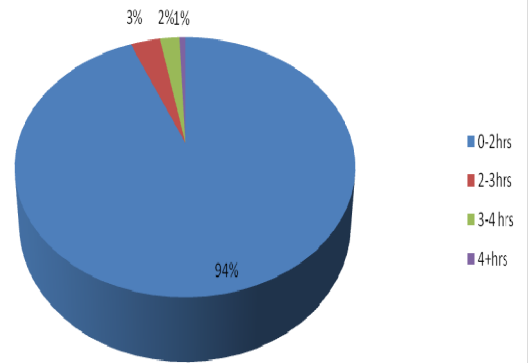
**Hothampton (Winter)**



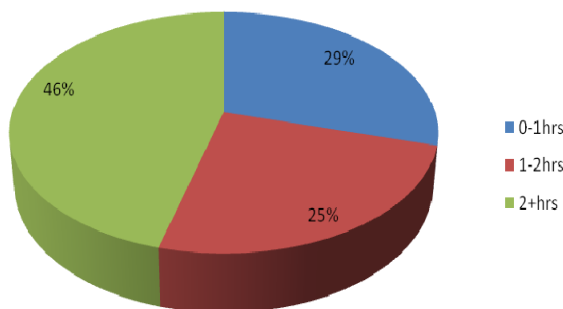
**Fitzleet (Summer)**



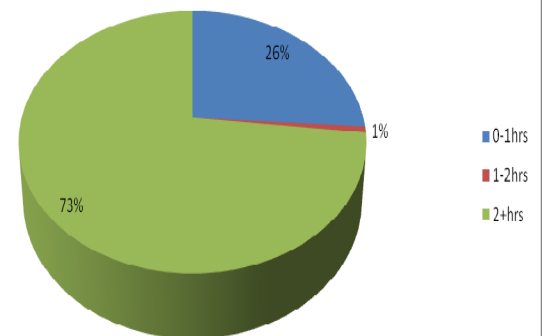
**Fitzleet (Winter)**



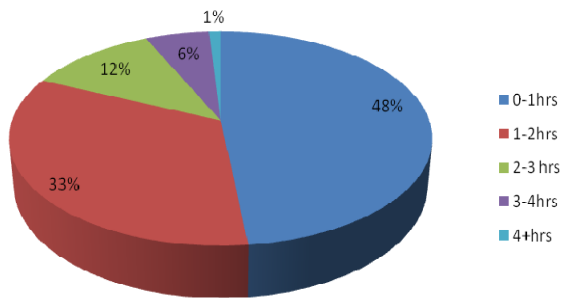
**Lyon Street (Summer)**



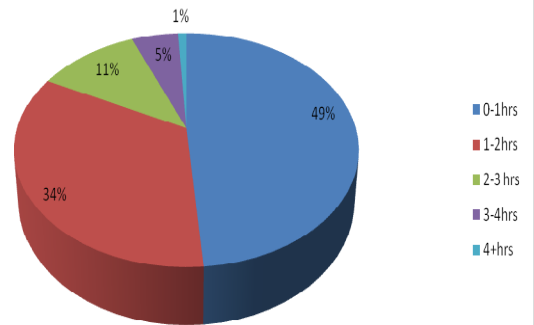
**Lyon Street (Winter)**



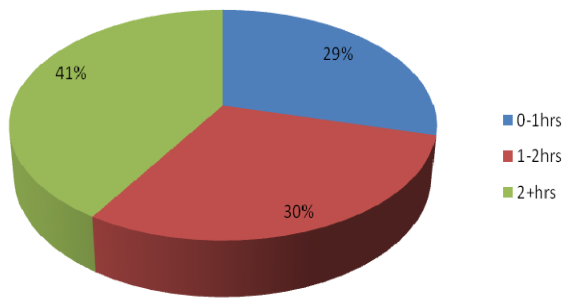
**Regis Centre (Summer)**



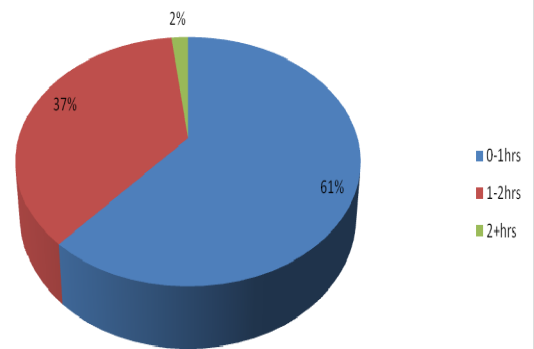
**Regis Centre (Winter)**



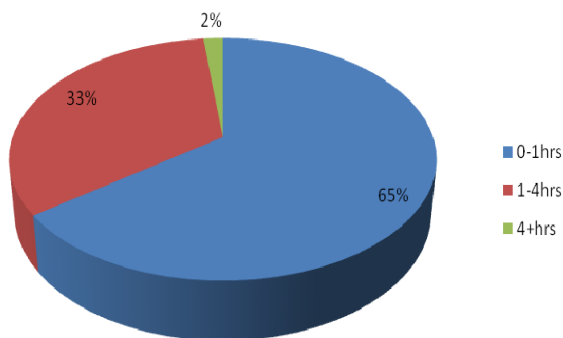
**London Road (Summer)**



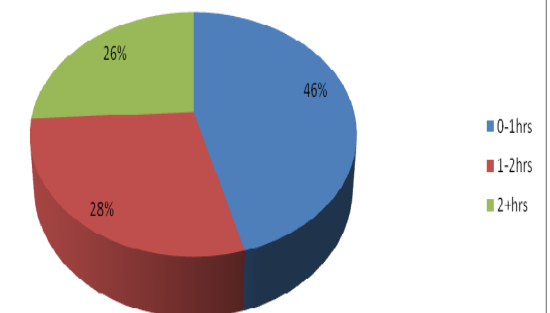
**London Road (Winter)**



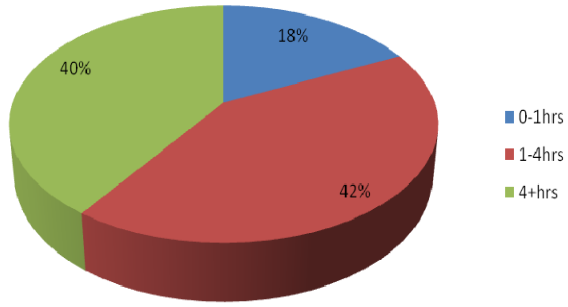
**Hotham Park (Summer)**



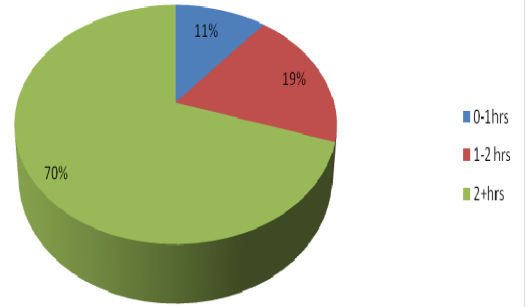
**Hotham Park (Winter)**



**Gloucester Road (Summer)**



**Gloucester Road (Winter)**



# Appendix H - Trip Rates and Parking Demand

## FITZLEET MSCP/ MORRISONS STORE



### Trip Rate Data from TRICS

TRIP RATE for Land Use 01 - RETAIL/A - FOOD SUPERSTORE										
Calculation Factor: 100 sqm										
Count Type: VEHICLES										
Time Range	ARRIVALS			DEPARTURES			TOTALS			
	No.	Ave.	Trip	No.	Ave.	Trip	No.	Ave.	Trip	
Days	RFA	Rate	Days	RFA	Rate	Days	RFA	Rate		
00:00-01:00	0	0	0	0	0	0	0	0	0	
01:00-02:00	0	0	0	0	0	0	0	0	0	
02:00-03:00	0	0	0	0	0	0	0	0	0	
03:00-04:00	0	0	0	0	0	0	0	0	0	
04:00-05:00	0	0	0	0	0	0	0	0	0	
05:00-06:00	0	0	0	0	0	0	0	0	0	
06:00-07:00	1	2755	0.181	1	2755	0.145	1	2755	0.326	
07:00-08:00	3	3068	1.814	3	3068	1.076	3	3068	2.89	
08:00-09:00	3	3068	4.498	3	3068	2.727	3	3068	7.225	
09:00-10:00	3	3068	6.301	3	3068	5.128	3	3068	11.429	
10:00-11:00	3	3068	7.8	3	3068	7.29	3	3068	15.09	
11:00-12:00	3	3068	9.049	3	3068	8.083	3	3068	17.132	
12:00-13:00	3	3068	9.18	3	3068	9.462	3	3068	18.642	
13:00-14:00	3	3068	10.103	3	3068	9.636	3	3068	19.739	
14:00-15:00	3	3068	9.995	3	3068	9.603	3	3068	19.598	
15:00-16:00	3	3068	10.168	3	3068	9.984	3	3068	20.152	
16:00-17:00	3	3068	8.973	3	3068	10.158	3	3068	19.131	
17:00-18:00	3	3068	8.061	3	3068	9.191	3	3068	17.252	
18:00-19:00	3	3068	5.584	3	3068	6.725	3	3068	12.309	
19:00-20:00	3	3068	3.574	3	3068	4.704	3	3068	8.278	
20:00-21:00	3	3068	2.749	3	3068	3.161	3	3068	5.91	
21:00-22:00	3	3068	1.521	3	3068	2.271	3	3068	3.792	
22:00-23:00	1	2755	0.073	1	2755	0.327	1	2755	0.4	
23:00-24:00	0	0	0	0	0	0	0	0	0	
Daily Trip Rates:			99.624				99.671	199.295		

## LIST OF SITES USED

1	ES-01-A-15	SAINSBURYS, BRIGHTON	EAST SUSSEX
		LEWES ROAD	
		BRIGHTON	
		Suburban Area (PPS6 Out of Centre)	
		No Sub Category	
		Total Retail floor area:	2325 sqm
		Survey date:	SATURDAY
2	ES-01-A-16	ASDA, HASTINGS	EAST SUSSEX
		BATTLE ROAD	
		ST LEONARDS ON SEA	
		HASTINGS	
		Suburban Area (PPS6 Out of Centre)	
		Retail Zone	
		Total Retail floor area:	4125 sqm
		Survey date:	SATURDAY
3	SC-01-A-08	SAINSBURY'S, REDHILL	SURREY
		LONDON ROAD	
		REDHILL	
		Town Centre	
		Retail Zone	
		Total Retail floor area:	2755 sqm
		Survey date:	THURSDAY

## Parking Demand Calculation

Time Range	Arrivals	Cumulative Arrivals	Departures	Cumulative Departures	Accumulation	Observed Demand	Total Indicative Demand
00:00-01:00	0	0	0	0	0		
01:00-02:00	0	0	0	0	0		
02:00-03:00	0	0	0	0	0		
03:00-04:00	0	0	0	0	0		
04:00-05:00	0	0	0	0	0		
05:00-06:00	0	0	0	0	0		
06:00-07:00	5.39018	5.4	4.3181	4.3	1.1		
07:00-08:00	54.02092	59.4	32.04328	36.4	23.0		
08:00-09:00	133.9504	193.4	81.21006	117.6	75.8		
09:00-10:00	187.6438	381.0	152.71184	270.3	110.7		
10:00-11:00	232.284	613.3	217.0962	487.4	125.9	83	208.9
11:00-12:00	269.4792	882.8	240.71174	728.1	154.7		
12:00-13:00	273.3804	1156.1	281.77836	1009.9	146.3	77	223.3
13:00-14:00	300.8673	1457.0	286.96008	1296.8	160.2	68	228.2
14:00-15:00	297.6511	1754.7	285.97734	1582.8	171.9		
15:00-16:00	302.803	2057.5	297.32352	1880.1	177.3	67	244.3
16:00-17:00	267.2159	2324.7	302.50524	2182.6	142.1	32	174.1
17:00-18:00	240.0566	2564.7	273.70798	2456.3	108.4		
18:00-19:00	166.2915	2731.0	200.2705	2656.6	74.4		
19:00-20:00	106.4337	2837.5	140.08512	2796.7	40.8		
20:00-21:00	81.86522	2919.3	94.13458	2890.8	28.5		
21:00-22:00	45.29538	2964.6	67.63038	2958.5	6.2		
22:00-23:00	2.17394	2966.8	9.73806	2968.2	-1.4		
23:00-24:00	0		0		0.0		
<b>Total Trips</b>	<b>2967</b>		<b>2968</b>				

# GLOUCESTER ROAD CAR PARK

### Trip Rate Data from TRICS

TRIP RATE for Land Use 07 - LEISURE/C - LEISURE CENTRE										
Calculation Factor: 100 sqm										
Count Type: VEHICLES										
		ARRIVALS			DEPARTURES			TOTALS		
	No.	Ave.	Trip	No.	Ave.	Trip	No.	Ave.	Trip	
Time Range	Days	GFA	Rate	Days	GFA	Rate	Days	GFA	Rate	
00:00-01:00	0	0	0	0	0	0	0	0	0	
01:00-02:00	0	0	0	0	0	0	0	0	0	
02:00-03:00	0	0	0	0	0	0	0	0	0	
03:00-04:00	0	0	0	0	0	0	0	0	0	
04:00-05:00	0	0	0	0	0	0	0	0	0	
05:00-06:00	0	0	0	0	0	0	0	0	0	
06:00-07:00	2	9350	0.289	2	9350	0.021	2	9350	0.31	
07:00-08:00	3	7233	0.396	3	7233	0.286	3	7233	0.682	
08:00-09:00	3	7233	0.599	3	7233	0.369	3	7233	0.968	
09:00-10:00	3	7233	0.756	3	7233	0.35	3	7233	1.106	
10:00-11:00	3	7233	0.562	3	7233	0.498	3	7233	1.06	
11:00-12:00	3	7233	0.35	3	7233	0.599	3	7233	0.949	
12:00-13:00	3	7233	0.521	3	7233	0.507	3	7233	1.028	
13:00-14:00	3	7233	0.521	3	7233	0.53	3	7233	1.051	
14:00-15:00	3	7233	0.452	3	7233	0.521	3	7233	0.973	
15:00-16:00	3	7233	0.94	3	7233	0.548	3	7233	1.488	
16:00-17:00	3	7233	1.097	3	7233	0.922	3	7233	2.019	
17:00-18:00	3	7233	1.691	3	7233	1.106	3	7233	2.797	
18:00-19:00	3	7233	2.046	3	7233	1.59	3	7233	3.636	
19:00-20:00	3	7233	1.567	3	7233	1.631	3	7233	3.198	
20:00-21:00	3	7233	0.806	3	7233	1.622	3	7233	2.428	
21:00-22:00	3	7233	0.171	3	7233	1.281	3	7233	1.452	
22:00-23:00	0	0	0	0	0	0	0	0	0	
23:00-24:00	0	0	0	0	0	0	0	0	0	
Daily Trip Rates:			12.764			12.381			25.145	

## LIST OF SITES USED

- |   |            |                                    |                  |
|---|------------|------------------------------------|------------------|
| 1 | HC-07-C-06 | LEISURE CENTRE, SOUTHAMPTON        | HAMPSHIRE        |
|   |            | WESTON LANE                        |                  |
|   |            | WESTON                             |                  |
|   |            | SOUTHAMPTON                        |                  |
|   |            | Suburban Area (PPS6 Out of Centre) |                  |
|   |            | Residential Zone                   |                  |
|   |            | Total Gross floor area:            | 3000 sqm         |
|   |            | Survey date:                       | MONDAY           |
| 2 | WS-07-C-04 | LEISURE CENTRE, CRAWLEY            | WEST SUSSEX      |
|   |            | PEASE POTTAGE HILL                 |                  |
|   |            | TILGATE                            |                  |
|   |            | CRAWLEY                            |                  |
|   |            | Edge of Town                       |                  |
|   |            | No Sub Category                    |                  |
|   |            | Total Gross floor area:            | 17000 sqm        |
|   |            | Survey date:                       | WEDNESDAY        |
| 3 | WS-07-C-05 | LEISURE CEN., BILLINGSHURST        | WEST SUSSEX      |
|   |            | STATION ROAD                       |                  |
|   |            | BILLINGSHURST                      |                  |
|   |            | Edge of Town Centre                |                  |
|   |            | No Sub Category                    |                  |
|   |            | Total Gross floor area:            |                  |
|   |            | Survey date:                       | TUESDAY 1700 sqm |

## Parking Demand Calculation

Time Range	Arrivals	Cumulative Arrivals	Departures	Cumulative Departures	Accumulation	Observed Demand	Total Indicative Demand
00:00-01:00	0	0	0	0	0		
01:00-02:00	0	0	0	0	0		
02:00-03:00	0	0	0	0	0		
03:00-04:00	0	0	0	0	0		
04:00-05:00	0	0	0	0	0		
05:00-06:00	0	0	0	0	0		
06:00-07:00	3.0345	3.0345	0.2205	0.2205	2.814		
07:00-08:00	4.158	7.1925	3.003	3.2235	3.969		
08:00-09:00	6.2895	13.482	3.8745	7.098	6.384		
09:00-10:00	7.938	21.42	3.675	10.773	10.647		
10:00-11:00	5.901	27.321	5.229	16.002	11.319	73	84.3
11:00-12:00	3.675	30.996	6.2895	22.2915	8.7045	156	164.7
12:00-13:00	5.4705	36.4665	5.3235	27.615	8.8515		
13:00-14:00	5.4705	41.937	5.565	33.18	8.757	180	188.8
14:00-15:00	4.746	46.683	5.4705	38.6505	8.0325	190	198.0
15:00-16:00	9.87	56.553	5.754	44.4045	12.1485		
16:00-17:00	11.5185	68.0715	9.681	54.0855	13.986	160	174.0
17:00-18:00	17.7555	85.827	11.613	65.6985	20.1285		
18:00-19:00	21.483	107.31	16.695	82.3935	24.9165		
19:00-20:00	16.4535	123.7635	17.1255	99.519	24.2445		
20:00-21:00	8.463	132.2265	17.031	116.55	15.6765		
21:00-22:00	1.7955	134.022	13.4505	130.0005	4.0215		
22:00-23:00	0	134.022	0	130.0005	4.0215		
23:00-24:00	0	134.022	0	130.0005	4.0215		
<b>Total Trips</b>	<b>134</b>		<b>130</b>				

